

PRODUCT
TYPES

MAINTENANCE
AND OPERATION
GUIDELINES

GREENWELL

TORQUE SERIES

PRO SERIES

CLASSIC SERIES

LITE SERIES

CONNECTORS SERIES

REFERENCE
DATA

TECHNICAL GUIDEBOOK



PREMIUM
Connections
TMK UP Series



GREENWELL®

Premium Connections
TMK UP Series
Technical Guidebook

Moscow,
2024

INTRODUCTION

TMK UP Premium connections have been developed by TMK specialists. These connections are used in pressure-tight casing and tubing string assemblies intended for various purposes. TMK UP Premium connections can be used in vertical, controlled directional and horizontal wells of oil, gas and gas condensate fields in complex operation conditions (aggressive media containing H₂S and CO₂, low and high temperatures). These are high-tech threaded connections resistant to high tensile, compressive and bending loads, and excessive torque.

TMK UP threaded connections are manufactured at Taganrog Metallurgical Plant (TAGMET, Taganrog), Sinarsky Pipe Plant (SinTZ, Kamensk-Uralsky), Volzhsky Pipe Plant (VTZ, Volzhsky), Seversky Pipe Plant (STZ, Polevskoy), as well as at other production sites under licenses.

These threaded connections have stringent manufacturing tolerances. They are machined on specialized high-precision equipment and undergo a thorough control procedure at the manufacturer's premises.

Improper make-up and operation can reduce the specified characteristics of threaded connections, result in their damage and, as a consequence, loss of string integrity. It is important to comply with the recommendations given below, which are based on years of experience of TMK specialists in string runs of various complexity.

Implementation of recommendations will also help to reduce string running time.

We are ready to consider your requests, if you need to modify existing connection designs or develop fundamentally new designs for your specific tasks or conditions.

This guidebook includes the latest data. The company's products are regularly improved, to get the most up-to-date information, please, contact us at: techsales@tmk-group.com or check our website: www.tmkup.com

CONTENTS

PREMIUM CONNECTIONS PRODUCT LINES

TMK UP SERIES

Pipes with standard properties	7	Pipes with special properties	8
--------------------------------	---	-------------------------------	---

GUIDELINES FOR MAINTENANCE AND OPERATION OF PIPES

Transportation, handling operations and storage	13	Makeup torque	26
Materials and equipment for pipe running	14	Makeup diagram for correct making-up	28
Work schedule	14	Makeup diagram for incorrect making-up	29
External examination	14	Making-up with different wall thickness and/or of different strength groups	34
Drifting	14	Threaded connections "Premium" TMK UP Series	35
Make-up Loss	15	Pipe diameter range, manufactured with threaded connections of "Premium" class. TMK UP Series	36
Removal of Thread Protectors	16	Special couplings	37
Thread Compound Removal	16	Guidelines for selection of steel grades for special couplings	38
Inspection of threaded connection surface	17	Coupling with special bevel	40
Damage of threaded connection surface and repair	18		
Installation of thread protectors	20		
Thread Compound Application	20		
String assembly	23		

CONTENTS

GREENWELL

GREENWELL solid plating	41	GREENWELL Crystal transparent thread compound	42
-------------------------	----	---	----

TORQUE SERIES

Threaded connection TMK UP MOMENTUM	45	Threaded connection TMK UP MOMENTUM SFL	59
Threaded connection TMK UP MOMENTUM GT	51	Threaded connection TMK UP MOMENTUM FL	63

PRO SERIES

Threaded connection TMK UP PF	71	Threaded connection TMK UP CENTUM ET	109
Threaded connection TMK UP PF ET	85	Threaded connection TMK UP CENTUM ET CHS	117
Threaded connection TMK UP CENTUM	97		

CLASSIC SERIES

Резьбовое соединение TMK UP FMC	125
------------------------------------	-----

LITE SERIES

Threaded connection TMK UP SIMPLEX	137	Threaded connection TMK UP CWB II	157
Threaded connection TMK UP CWB	147	Threaded connection TMK UP MAGNA	167

CONTENTS

CONNECTORS SERIES

Threaded connection TMK UP MOLOT	177	Quick-make-up connection TMK UP KATRAN HD	183
-------------------------------------	-----	--	-----

REFERENCE DATA

Color coding of steel grades	187	Units of American system USC and international system SI	188
------------------------------	-----	---	-----

Premium Connections
Product Lines

TMK UP Series

Pipes with standard properties

Pipes with Premium connections of TMK UP Series enterprises belonging to TMK Group as well as Service License.

Pipes with standard properties are supplied according to API* Spec 5CT or GOST 31446 standards, or similar technical specifications and TMK (STO TMK) standards.

Pipes with specific properties are supplied in compliance with TMK-Premium Service standards (STO TMK-PS).

Strength groups according to API* Spec 5CT and GOST 31446

Minimum yield point	MPa	276	380	449	552	621	656	759	863	932
	ksi	40	55	65	80	90	95	110	125	135
Class 1	H40	J55 K55*			N80 1 type N80 Q type		R95			
Class 2				M65	L80 1 L80 type 9Cr L80 type 13Cr type	C90 1 type	T95 1 type	C110		
Class 3								P110		
Class 4									Q125 1 type	Q135*
* According to GOST 31446, this strength group includes not only casing, but also tubing.										

Pipes with special properties

Pipes with special properties

TMK Group developed a wide range of tubing and casing pipes with special properties of use in the most extreme conditions: low temperatures, high corrosivity and high collapse pressures.

Low temperature (LT)

Are designed to be used in the production fields of Siberia and the Far North. The metal of these pipes has high ductility and impact toughness at minus temperatures.

To define cold resistance, the pipe metal is tested for impact bending according to the Sharpie method at a temperature of -60°C with quality control of a ductile constituent in the bent fracture of the test sample.

Additionally there is a special delineation of strength groups of low temperature pipes — “LT”.

Sour service (S, SS)

Are designed to be used in extraction fields which contain sulphurated hydrogen in their extracted products. The metal of the pipes has sulfide stress cracking resistance, which is defined during tests according to the NACE TM0177 standard. The coefficient of threshold voltage during the test of pipes metal is chosen according to the partial pressure of sulphurated hydrogen.

Depending on the partial pressure of sulphurated hydrogen, pipes can be produced with two levels of resistance:

— for mid-sulphurous fields with a partial pressure of sulphurated hydrogen from 0.01 MPa to 1.50 MPa. Additional labelling of strength groups — S;

— for high-sulphur fields with a partial pressure of sulphurated hydrogen more than 1.50 MPa. Additional labelling of strength groups — SS.

Additional labelling of strength groups of sour gas resistant pipes — S or SS.

Corrosion resistant alloys (13Cr, 13CrS)

These are designed to be used in extraction fields which contain carbon dioxide in their extracted products. The metal of these pipes has carbon dioxide corrosion resistance. The content of chrome in the steel is 13%, which provides for corrosion resistance in these pipes.

Depending on field conditions: pressure, temperature, partial pressure of CO₂ and H₂S, these pipes can be produced with two levels of resistance:

— for standard pressures, temperatures and environment, containing CO₂;

— for high pressures, temperatures and environment, containing CO₂, and also small quantities of H₂S.

High collapse (HC)

These pipes are designed to be used at high external pressures in oil- and gas-wells. Withstand higher external collapse pressures well over calculated according to requirements of the ISO 10400 standard. Sections of pipes are tested for external collapse pressure to confirm to these properties.

Additional labelling of strength groups of pipes with high collapse resistance — HC.

Deep and super-deep wells (DW)

These are designed to be used at deep and super-deep wells at high pressures. Pipes have a minimum yield strength of metal, exceeding 966 mPa. Additional labelling of strength groups of pipes for deep and super-deep wells — DW.

Strength groups of pipes with special properties

Minimum yield strength	MPa	379	552	621	655	758	862	930	965	1035
	ksi	55	80	90	95	110	125	135	140	150
Low temperature		TMK 55LT	TMK 80LT	TMK 90LT	TMK 95LT	TMK 110LT	TMK 125LT	TMK 135LT	TMK 140LT	TMK 150LT
H ₂ S resistant pipes			TMK 80S	TMK 90S	TMK 95S	TMK 110S TMK 110SS				
CO ₂ resistant pipes			TMK 80 13Cr		TMK 95 13Cr TMK 95 13GS	TMK 110 13GS	TMK 125 13Cr	TMK 135 13Cr		
Pipes with a high resistance to collapse			TMK 80HC	TMK 90HC	TMK 95HC	TMK 110HC	TMK 125HC	TMK 135HC	TMK 140HC	
Pipes for deep and super-deep wells									TMK 140DW	TMK 150DW

Guidelines for maintenance and operation of pipes



Guidelines on pipes operation and maintenance in field conditions include guidelines on string landing and lifting, pipe preparation for making-up and assembly, pipe control during operation, as well as transportation, handling and storage instructions.

Transportation, handling operations and storage

- All pipe handling operations shall be performed with thread protectors installed at the pin and box ends.
- It is forbidden to drop the pipes at a height, to skid the pipes or to carry out any operations leading to thread damaging or dents formation on the pipes.
- For corrosion-proof pipes it is required to use special handling equipment and methods to ensure the pipe does not collide with each other or any other objects. Mutual pipe collision and collision with other objects may result in significant local pipe surface hardness increase and may have impact on the pipe resistance to sulphide pressure cracking.
- If pipes are unloaded by hands, use forged loops, roll the pipes down using guide pieces in parallel to the pile, avoiding fast movement and mutual collision of the pipes ends, which may result in damaging the pipe and coupling threads, even if thread protectors are provided.
- When handling long pipes using a lifting crane, use spreader bars with ropes according to approved point of lift.
- A special area shall be arranged at the drilling site for pipe stacking. It is absolutely forbidden to stack and unload the pipes directly onto the ground.
- Pipes shall be put onto racks with the following conditions observed:
 - racks shall be free from stones, sand or dirt;
 - supports shall be installed in such manner that the lowest pipe row shall be not below 350 mm from the ground level;
 - pipe rack supports shall be installed on the same level and shall be supported by the posts capable to withstand a full pipe stack load;
 - it is recommended to install anti-rolling devices on the racks.
- Sufficient number of racks shall be installed for stacking the entire casing string.
- When stacking pipes on the rack, the following shall be considered:
 - position pipes in such manner, that the box end was directed towards the well head;
 - stack pipes on the supports in such way to avoid pipe flexure or thread damage;
 - install wooden blocks between pipes runs. Position blocks perpendicular to the pipes, directly above the blocks of the previous run and the supports in order to avoid pipe flexure;
 - install at least three wooden blocks between the adjacent pipe runs to avoid pipe flexure. Block thickness must be sufficient to exclude coupling contact and coupling thread damage;
 - stack not more than 6 runs of pipes on the racks.
- In the process of stacking consider the sequence of pipe running into the well in such manner, that the first pipe according to the work schedule is above the pipes, which shall be run down later. Pipes numeration shall begin from the first run.

Materials and equipment for pipe running

In order to avoid thread damaging or dents formation on the pipes during pipe running down use dedicated materials and equipment, including:

- thread protectors
- bell guide
- chain slider
- lifting cap or chain slider (for streamlined joints)
- hydraulic tongs for making up joints with automated torque control system
- thread compound.

Work schedule

All works on the string assembly shall be performed according to the approved work schedule, prepared in compliance with the working design and the requirements of “Guidelines on assembling and operation of coreshells and pressure-tight strings with TMK group threaded connections”.

The works schedule shall contain information regarding the sequence of pipe and equipment running to the well, making-up torques, landing depth, the type of thread compound. Assembling of casing string shall be carried out under the supervision of the officer, responsible for the works, who is specified in the work schedule. The content of the schedule must be communicated to all interested parties, including subcontractors.

External examination

Before lifting pipes to the drilling platform, visually inspect the pipes, couplings, screw-plug fuses for the absence of mechanical damage (bottomholes, dents, etc.), occurred during transportation and stacking.

Drifting

Drifting must be performed along the full length of the pipes in form of steel plug. For drifting pipes of chrome and corrosion-proof steels use polymer or aluminum plugs and nonmetal rope. Pipe position during drifting process must exclude the pipe flexure. Cords and rods, used for drifting (if any), must be clean. Heat pipes with steam before gaging, if the temperature is below zero.

Dimensions of the operating part of the plug shall be determined by the internal diameter of the pipes.

Sizes of the working part of the draft for the wiper drifting

Outside pipe diameter		Length, mm	Dimeter, mm
in	mm		
up to 2 7/8	up to 73 (73,02)* inclusive	1067	inside pipe diameter – 2,38
more than 2 7/8	more than 73 (73,02)*	1067	inside pipe diameter – 3,18
up to 9 5/8	up to 244,48	152	inside pipe diameter – 3,18
from 9 5/8 up to 13 3/8	from 244,48 up to 339,72 inclusive	305	inside pipe diameter – 3,97
more than 13 3/8	more than 339,72	305	inside pipe diameter – 4,76
* If pipes are delivered by nominal outer diameter with accuracy to two decimal digits.			

It is recommended to check the diameter of the drift mandrel in three planes across the length every 50 pipes. If the plug diameter reduction exceeds 0.5 mm in any plane, such plug shall be rejected.

The drift must freely pass through the entire pipe, when moving it by hands without applying excessive force.

If the plug may not pass through the pipe, it shall be replaced with a new pipe, and the pipes shall be renumbered.

Make-up Loss

When determining the quantity of joints, required for the string running to the calculated depth, it is recommended to consider the pipe length reduction during making-up. For this purpose, the length of each pipe shall be measured from the free (without thread protector) edge of the coupling to free (without thread protector) edge of the pin pipe end and deduct the make-up loss, and then mark the measured length using a marker or piece of chalk on the pipecase.

Removal of Thread Protectors

To protect thread from damage during transportation and stacking, storage compound, applied on the thread, and thread protectors, shall be used.

If during pipe delivery to the drilling platform thread protectors were installed with use of running compound, it is allowed not to remove thread protectors and apply fresh compound, provided the string assembly is performed not later than 3 months after the pipe manufacturing date.

If during the pipe delivery to the drilling platform the thread protectors were installed on the pipes with use of running compound and the string is assembled after such 3-months period from the pipe manufacturing date, the compound must be replaced.

Thread protectors shall be removed using a special wrench by one person. If any troubles occur during the thread protector removal, it is allowed to strike slightly onto the thread protector edge using a wooden object to eliminate possible misalignment.

Thread Compound Removal

After thread protector removal, thread compound shall be removed from pipe and coupling threaded connections. For this purpose it is recommended to use hot soap water under pressure or steam cleaner, which provides easy and safe compound removal. At temperatures below zero it is allowed to remove compound using a solvent with following threaded connection blow-down with compressed air.

It is forbidden to use diesel fuel, kerosene, brine water, barite and metallic brush for compound removal!

Use of diesel fuel and kerosene lead to formation of a film on the connection surface, thus impeding the compound application and reducing its adhesion with metal. Use of metal brush or barite leads to cracks formation on the sealing surfaces of the threaded connection, and may result in loss of the connection leak tightness.

After thread compound removal threaded connections shall be wiped with a clean and dry cloth or dry by blowing-down using compressed air.

Inspection of threaded connection surface

Directly before the string running into the well inspect the thread from the box and pin side to avoid assembling threaded connections with mechanical defects.

Threaded connections shall be inspected by specialists:

- string assembling team,
- pipe inspection companies.

When inspecting threaded connections of pipes and couplings (including thread, sealing and support element surfaces) the following aspects shall be considered:

- damage in the result of any external shock impacts;
- traces of rust, corrosion or other chemical damage in the result of environmental impacts or aggressive components of the compound.

Determination of corrosion depth, barbs, scabs, scratches shall be performed as follows:

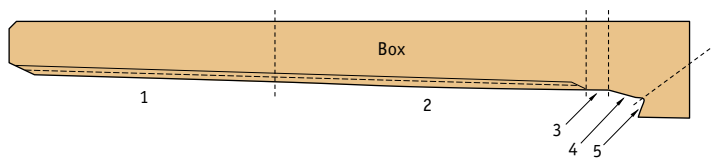
- visually.

If any damage is detected, condition the surface (or polish it) according to the operation manual.

Damage of threaded connection surface and repair

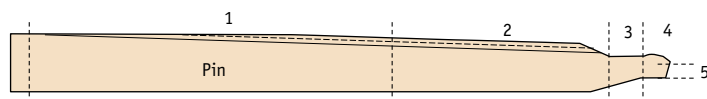
Threaded connection surface site	Damages	Damage repair
1, 2, 5	Pit corrosion less than 0.0039 inch deep or insignificant surface rust	Manual repair (removal) using non-metal brush with soft bristle or polishing paper with grain 0
	Pit corrosion more than 0.0039 inch deep	Not to be repaired
	Burrs less than 0.0118 inch wide. Tears and scratches less than 0.0039 inch deep	Manual repair using needle file or polishing paper with grain 0
	Dents, nicks and other mechanical damages	Not to be repaired
3	Pit corrosion less than 0.0039 inch deep or insignificant surface rust	Manual repair using a needle file or polishing paper
	Pit corrosion more than 0.0039 inch deep	Not to be repaired
	Burrs less than 0.0118 inch wide. Tears and scratches less than 0.0118 inch deep	Manual repair using a needle file or polishing paper with grain 0
4	Pit corrosion of any depth	Not to be repaired
	Insignificant surface rust	Buffing
	Burrs, steps and scratches	Not to be repaired
	Nicks	Not to be repaired
	Small grooves	Buffing

Pipe and coupling threaded connection surface areas



Box Internal thread surface

- 1 — Runout of thread
- 2 — Thread
- 3 — Cylindrical section of coupling seal
- 4 — Cone section of coupling seal
- 5 — Torque shoulder



Pin External thread surface

- 1 — Runout of thread
- 2 — Thread
- 3 — Cylindrical section of coupling seal
- 4 — Cone section of coupling seal
- 5 — Torque shoulder

Installation of thread protectors

Pipes shall be lifted to the drilling platform for the string assembling only provided that special thread protectors are installed (Klepo).

Previously removed thread protectors may be installed again, provided that before installation they are carefully cleaned from earlier applied thread compound and inspected for any damage. Thread compound shall be removed in compliance with the requirements on pipe and coupling threaded connections cleaning. Thread protectors with significant thread damage and distortions must not be re-used.

Thread Compound Application

To ensure optimum making-up conditions and to avoid galling of the mating surfaces, it is necessary to apply thread compound to the thread, sealing and shoulder area of pins and boxes. Thread compound shall comply with the requirements of API* RP 5A3/ISO 13678.

The following thread compounds are recommended:

RUSMA-1
RUSMA-R-4
API* Modified HP/HT
BestoLife (API* Modified)
BestoLife NM
BestoLife 2000
BestoLife 72733
GREENWELL Crystal

Before applying a thread compound check the expiration date, specified on the container. Expired thread compound must not be used.

The following guidelines shall be observed when using a thread compound:

- for assembling a string only one type of compound shall be used;
- use new compound container for each running;
- use compound without foreign inclusions;
- carefully stir the compound before using it;
- heat the compound before applying it, if the temperature is low zero;
- compound shall be stored in closed container;
- compound shall be stored at the temperature, specified by the compound manufacturer;
- specify the date of the first use on the container with remaining compound, when putting it to storage.

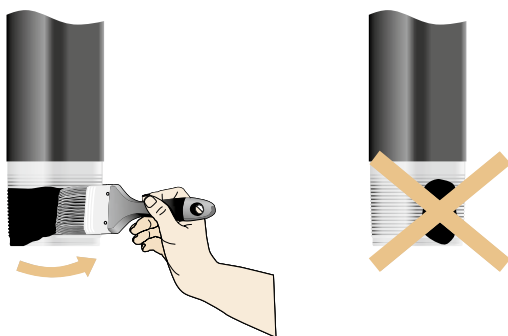
Thread compound shall be applied on the entire thread surface, as well as on the surface of sealing and shoulder elements of pin and box connections.

Carefully dry the threaded connection surface before applying thread compound.


Check the threaded connection for any damage before applying the lubricant.

Thread compound shall be evenly applied on the entire thread surface, as well as on the surface of sealing and stop elements of pipe and coupling connections.

Correct and Incorrect application of the thread compound



Correct distribution of the thread compound across the thread profile



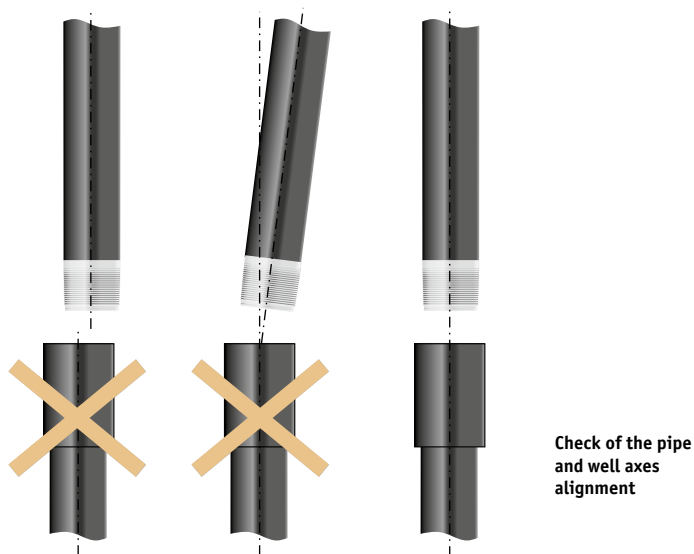
It is recommended to apply compound using flat nylon brushes, and a textured brush – for applying grease on the box end.

It is forbidden to use metal brushes for applying compound!

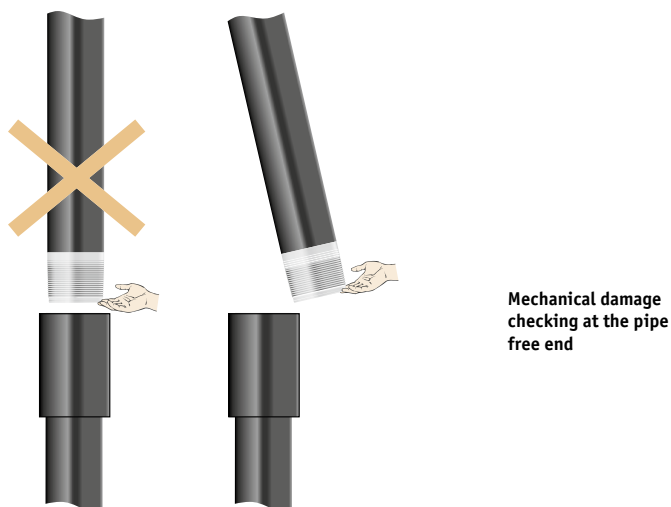
- Before running the pipes into the well make sure that the amount of the thread compound available is sufficient.
- If a friction coefficient, specified on the thread compound container, is different from 1.0, contact technical specialist of TMK to determine the corrected makeup torque at techsales@tmk-group.com.
- Before makeup make sure that the thread, sealing and shoulder surfaces of the connection with applied thread compound are free from drilling fluid, containing small particles, which may deteriorate the connection leak resistance. In case of drilling or sludge liquid contact with the connection surface, remove such liquid and apply the thread compound again to the connection in order to determine the corrected makeup torque.
- When making-up pipes with crossover subs or other string elements, a thread sealant may be used, provided that the following conditions are met:
 - if the shoulder torque of the connection is between the minimum and the maximum makeup torques;
 - if the shoulder torque is within the range from 70% to 80% of the optimum makeup torque, and the delta slope is larger than the optimum makeup torque;
 - if the shoulder torque of the connection exceeds 80% of the optimum makeup torque, and it is not the result of the thread jamming or damaging, and 20% of the optimum makeup torque is applied after the connection thrust elements shouldering.
- When using a thread sealant, it is recommended to apply small amount of thread compound to the sealing and thrust elements of the threaded connection and to the first two thread strings of the pipe and the coupling.

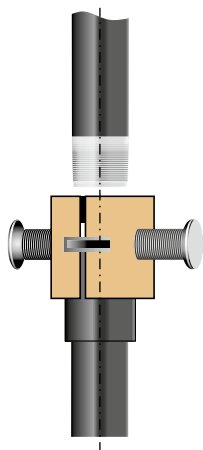
String assembly

- Pipe string shall be assembled only by a qualified operator.
- Check alignment of the pipe axis and the well axis before string assembling.



- Before makeup, check by-touch the absence of mechanical damage of sealing and thrust surfaces at the free end of the pipe.






**Stabbing with use
of bell guide**

- When implanting the pipe into its coupling, it is not allowed to hit the pipe end on the coupling face or “sliding” of the pipe end into the coupling when the pipe end touches the coupling face.

It is recommended to use a re-entry guide. When lowering the pin into the coupling, this provides alignment and prevents damage to the joints.

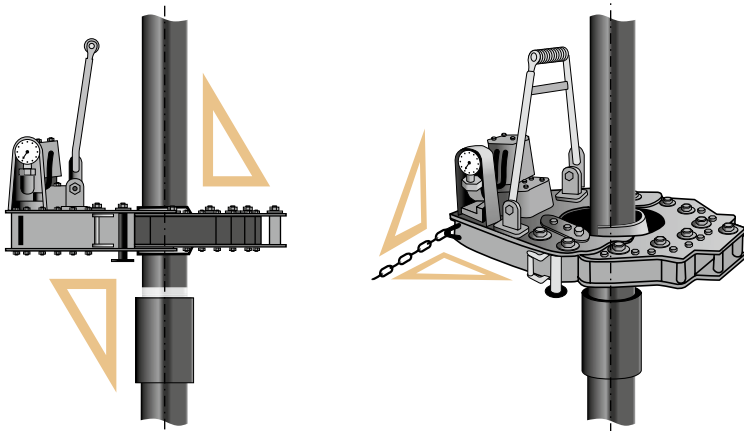
- For proper thread engagement during makeup process the first two turns shall be performed by hands or using a special wrench with a belt or a chain wrench, depending on the pipe weight. At the initial stage of assembly the first two pipe turns are recommended to do with strap wrenches (allowed to use chain wrenches with a protective gasket preventing damage to the pipe body) to confirm catching of the pin thread with the coupling, i.e. the pin thread entering the respective profile of the coupling. At this stage it is allowed to have a half-turnback rotation of the pipe to securely continuemaking-up without overlapping the joint threads and to achieve high-quality assembly.

When making the first two turns with the chain wrench it is necessary to use a cloth between the wrench and pipe body to protect the pipe from damage.



**Making first two turns of assembly
with special wrench with belt**

- Power tongs shall have a rotation speed regulator and provide the speed of 2-5 rpm at the final stage of makeup.
- The tongs shall have clamps for specific pipe size to ensure the largest possible contact area with the pipe case. Clamp size shall be 1% greater than the nominal outer diameter of the pipe. Clamps shall be adjusted in such manner, that they could reliably hold the pipe and do not slide off during operation. During makeup ensure the possibility of gradual tongs lowering (for example, by means of compensator).



Installation of the power tongs before makeup

- The makeup equipment shall provide the torque at least 30% greater than the recommended maximum makeup torque to avoid shocks during the threaded connection making up.
- To unscrew the threaded connection, a greater torque is required in comparison with the makeup torque (breakaway torque), which may be higher than the optimum torque by 15%.

Making-up shall be smooth and without significant (not exceeding 50°C) coupling heating. Recommended speed after making-up of the first two turns is 10 rpm, and the recommended makeup speed during the torquing is 2 rpm.

Makeup and breakout speeds of the threaded connections using a power tings

Making-up			Breaking-out		
Makeup start		Makeup end (torqueing)	Breakout start		Breakout end
First two turns	Next turns		First two turns	Next turns	
Low speed, better by hands	High speed, not exceeding 10 rpm	Low speed, not exceeding 2 rpm	Low speed, not exceeding 2 rpm	High speed	Low speed, better by hands

There shall be no significant (exceeding 5% of the wall thickness) mechanical damage (tearing, scuffing, etc.) from the hydraulic wrench inserts on the pipe and the coupling case after the making-up.

Makeup torque

Optimum makeup torques of the threaded connections are given in the tables. Maximum and minimum makeup moments differ from the optimum one by 10% (\pm).

The connection making-up control shall be carried out according to the makeup diagram. For complex cases there exists the following method for determining the makeup torque – the optimum torque is determined upon the results of the first ten pipes makeup.

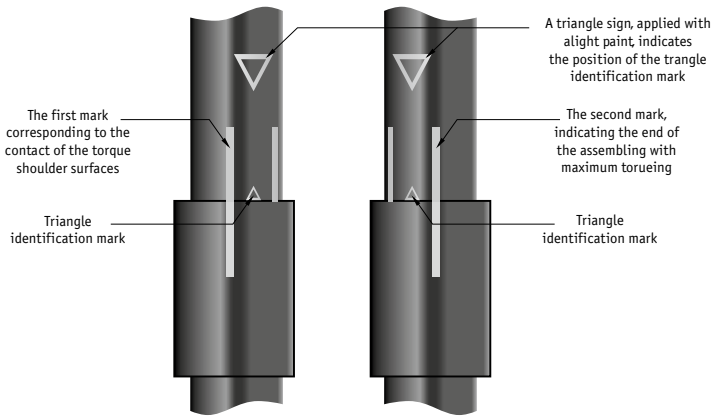
At this, it is necessary to determine the connection shouldering torque by mating the mark on the coupling with the first along the makeup path on the pipe, by mating the coupling end with the basement of the triangle identification mark and/according to the makeup diagram.

The corrected makeup torque shall be defined based on mean shoulder torques of the first ten making-ups and shall be calculated according to the formula below:

$$T_m = T_{sh} + 20\% T_{opt}$$

Minimum and maximum makeup torques shall be calculated according to the formulas below:

$$\begin{aligned} T_{min} &= T_{opt} - 20\% T_{opt} \\ T_{max} &= T_{opt} + 20\% T_{opt} \end{aligned}$$



Determination of the shouldering torques according to makeup marks and the triangle identification mark.

Where:

- T_{in} – corrected makeup torque of the connection;
- T_{sh} – mean actual shoulder torque upon the results of ten making-ups;
- T_{opt} – calculated optimum makeup torque;
- T_{min} – minimum makeup torque;
- T_{max} – maximum makeup torque.

Definite corrected makeup torque is used for making-up the rest pipes of the string in the same makeup conditions (the same compound, ambient temperature, strength group, piping size, etc.) At this, the minimum makeup torque shall be at least 90% of the corrected optimum makeup torque, and the maximum makeup torque – at least 110% of the corrected optimum makeup torque.

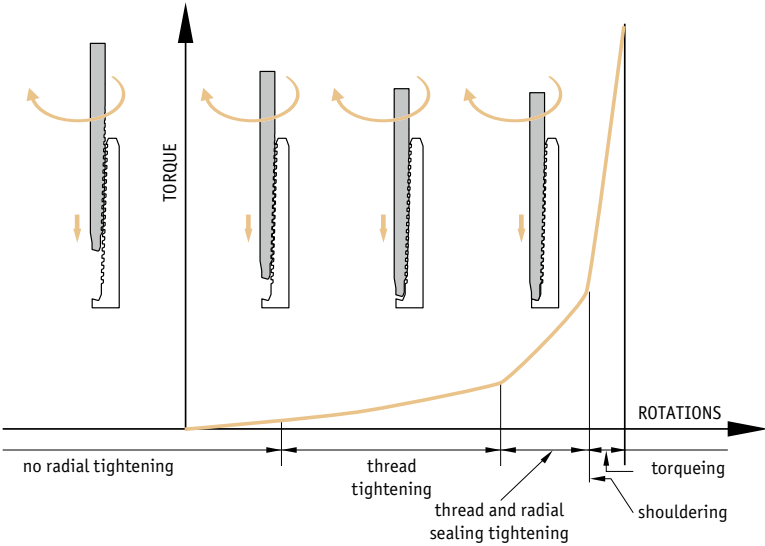
Makeup diagram for correct making-up

When the makeup is correct, the torque increase on the makeup diagram during the first turns shall be slow and even. Then, when the thread is matched with excessive tightening, the torque growth acceleration shall take place until the coupling of the sealing and thrust elements of the connection, which is accompanied by the sharp increase of the torque, indicating that the makeup is correct. Final makeup torque of the connection shall be between the minimum and the optimum makeup moment.

Shoulder torque T_{sh} of the connection thrust surfaces (coupling thrust seat and the pipe thrust end) shall be within the range between 5% and 80% of the optimum makeup torque (recommended to the corrected makeup torque).

Torqueing of the connection shall be within the range from 0.02 to 0.06 rotation.

In case of the correct diagram form it shall be considered that the component of the radial sealing of the connection makeup torque is significantly less compared to the thread component, that is why it is not always distinctive on the diagram.



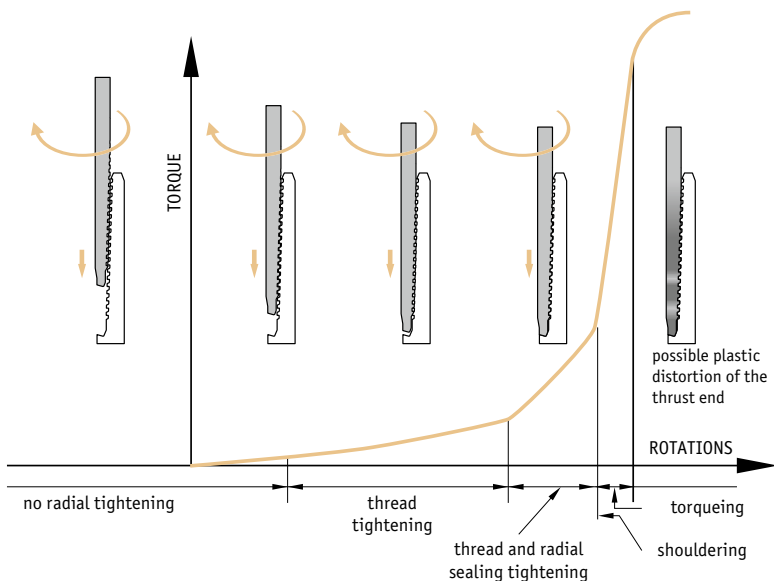
Threaded connection makeup diagram in case of correct making-up

Makeup diagram for incorrect making-up

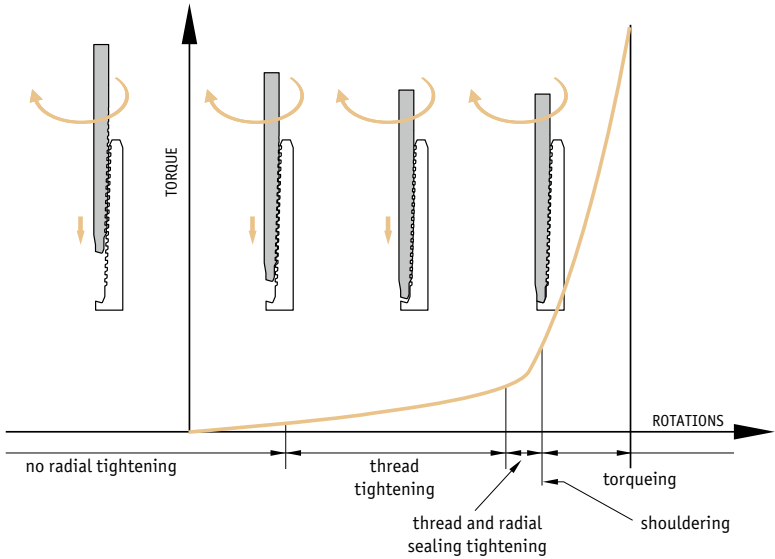
If there is an area, corresponding to possible plastic distortion of the torque shoulder, on the makeup diagram, disassemble the connection and check the pipe and the coupling ends. If upon the results of the inspection and by-hand and drift tests on the thrust and mating surfaces of the connection no traces of plastic distortion (form change) are detected, the repeated making-up of such connection may be performed.

Evidences of the distortion include tearing and other damage of thread, shoulder and sealing surfaces, as well as deformation of the internal coupling bore.

If a minor torque gain (0.02 rotations) is observed on the make up diagram from the radial sealing (see the diagram on page 30), this relates to small sea ling area and matching of high thread tightening and low sealing tightening. Such type of connection is acceptable. However, in case of doubt regarding the connection assembly, perform control making-up/breaking-out of the connection.



Threaded connection makeup diagram in case of incorrect making-up

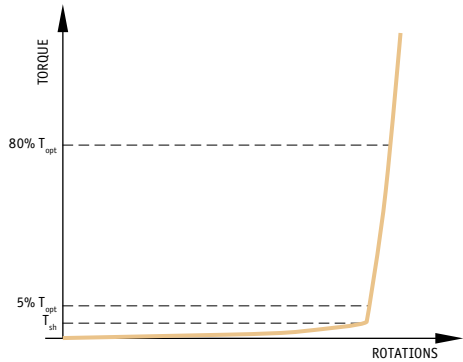


Makeup diagram with low torque gain from the radial sealing

Shoulder torque T_{sh} of the connection thrust surfaces (coupling thrust seat and the pipe thrust end) shall be within the range between 5% and 80% of the corrected optimum makeup torque.

Too low T_{sh} on the makeup diagram may be caused by:

- unfavorable combination of process parameters of the matched connection;
- application of improper grease type;
- grease contamination or unfavorable storage conditions.

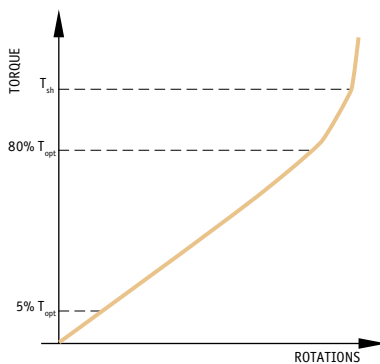


Makeup diagram with low T_{sh}

Unscrew the connection, remove thread compound and inspect. If the results of visual inspection are satisfactory, apply the thread compound of the proper type and quality once again and repeat the making-up.

Too high T_{sh} on the makeup diagram may be caused by:

- the connection thread and/or sealing elements damage;
- improper thread cleaning;
- application of improper compound type;
- compound contamination or high density of the compound (for example, at low temperatures);
- unfavorable combination of process parameters of the matched connection.

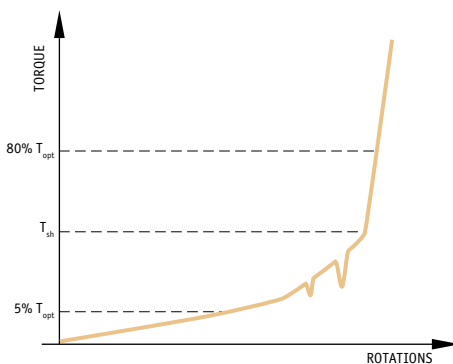


Makeup diagram with high T_{sh}

Unscrew the connection, remove grease and inspect. If the results of visual inspection are satisfactory, apply the grease of the proper type and quality once again and repeat the making-up.

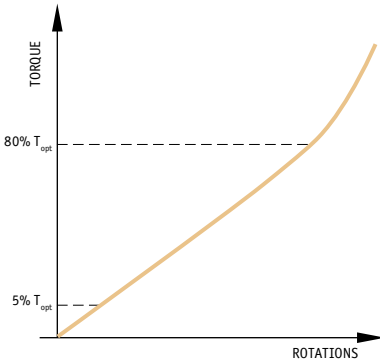
Torque skipping on the makeup diagram may be caused by:

- improper removal of preservation compound from the connection;
- power tongs misalignment;
- insufficient torqueing force applied to the connection.



Makeup diagram with high T_{sh}

Unscrew the connection, remove thread compound and inspect. If the results of visual inspection are satisfactory, apply the thread compound of the proper type and quality once again, check the wrench position and repeat the making-up.

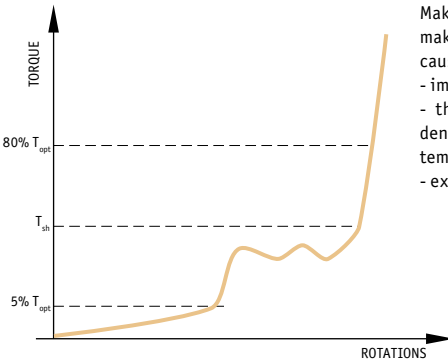


Makeup diagram without distinctive T_{sh}

Makeup curve on the makeup diagram without clear T_{sh} may be caused by:

- thread damage;
- improper thread cleaning;
- unfavorable combination of process parameters of the matched connection.

Unscrew the connection, remove thread compound and inspect. If the results of visual inspection are satisfactory, apply the compound of the proper type and quality once again and repeat the making-up.



Makeup diagram with "wave" effect, not exceeding T_{sh}

Makeup curve with "wave" effect on the makeup diagram, not exceeding T_{sh} , may be caused by:

- improper thread cleaning;
- thread compound contamination or high density of the compound (for example, at low temperatures);
- excessive amount of compound.

Unscrew the connection, make sure that the wave effect is not caused by the thread compound quality or its application method, and repeat the making-up. Otherwise, clean the connection and apply the thread compound of the proper type and quality once again and repeat the making-up.

Anyway, if the makeup curve has improper shape, such connection shall be unscrewed. Connections, shall be cleaned from thread compound and inspected. If no damage is detected during such visual examination, apply the thread compound of the proper type and quality to the connection, check the equipment installation and repeat the making-up.

If the result of the repeated making-up is similar to the results of the first making-up, such pipe shall be rejected and replaced with a new pipe for making-up with the same coupling. If the resulted curve is of improper shape when making-up the second pipe with the same coupling, such pipe shall be removed from the well together with the coupling and rejected.

Makeup quality control

Threaded connection making-up control shall be carried out according to the makeup diagram.

If necessary, the quality of the threaded connection making-up may be controlled:

- according to the makeup control marks on the pipe and the coupling;
- according to the coupling end position in relation to the triangle identification mark.

Making-up with different wall thickness and/or of different strength groups

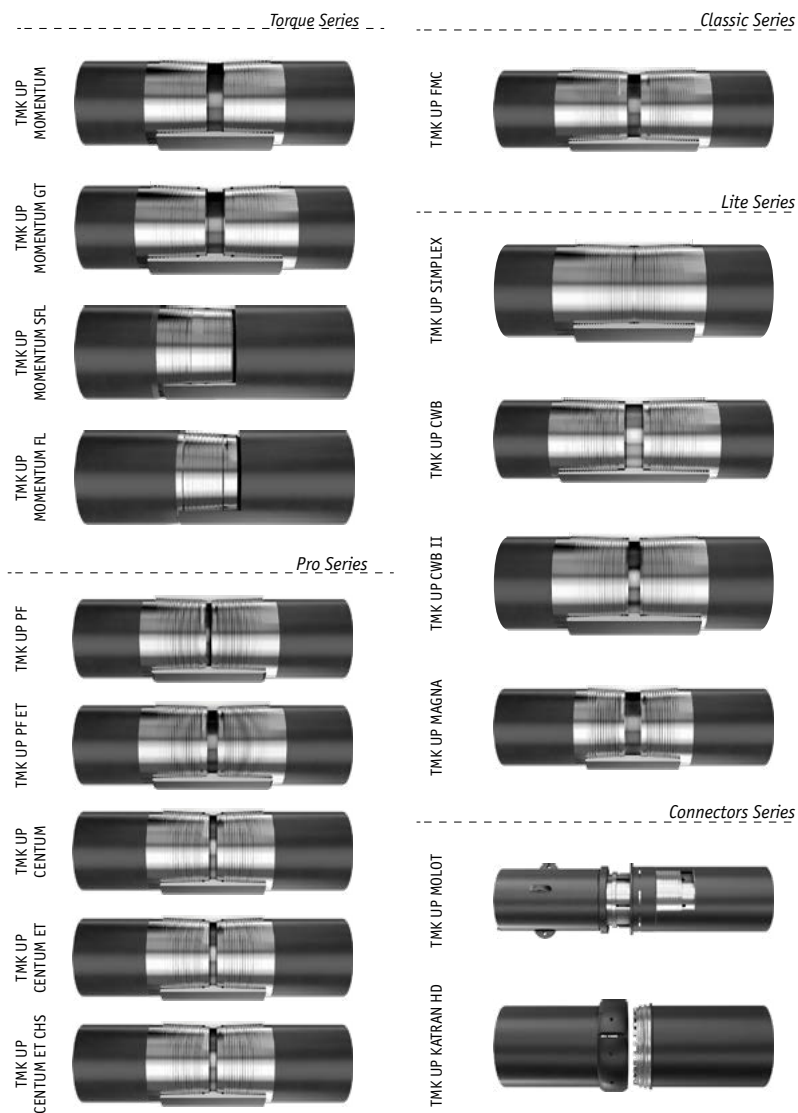
When making-up pipes with different wall thickness and/or belonging to different strength groups, it is possible to use the makeup torques determined as follows (provided that the threaded connection of A type has smaller makeup torque compared to threaded connection of B type):

- if the optimum makeup torque of A type connection is greater than the minimum makeup torque of B type connection, the following makeup torques shall be used:
 - for minimum torque – minimum torque of B type connection;
 - for optimum torque – half the sum of the maximum torque of A type connection and the minimum torque of B type threaded connection;
 - for maximum torque – maximum torque of A type connection.
- if the optimum makeup torque of A type connection is less than the minimum makeup torque of B type connection, the following makeup torques shall be used:
 - for minimum torque – minimum torque of A type connection minus 5%;
 - for optimum torque – half the sum of the maximum torque of A type connection plus 5% and the minimum torque of B type threaded connection minus 5%;
 - for maximum torque – maximum torque of A type connection plus 5%.
- if the maximum makeup torque of A type connection is less than the minimum makeup torque of B type connection, the makeup torques of A type connection, increased by 5%, shall be used.

Note: The determining factor when deciding upon the correctness of the threaded connection assembly shall be the makeup diagram with distinctive shouldering area of sealing surfaces.

Threaded connections “Premium” TMK UP Series

The connections are made on drill pipe, casing, and tubing strings, intended for a variety of applications. The connections may be used in vertical, deviated, horizontal wells of oil, gas and gas condensate fields in complicated operation conditions (high tensile, compressive, bending loads, excessive torque; aggressive environments, containing H_2S and CO_2 ; low and high temperatures).



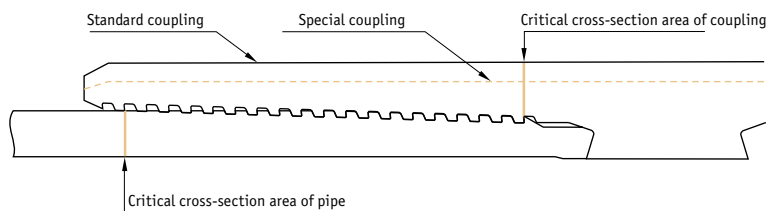
Pipe diameter range, manufactured with threaded connections of “Premium” class. TMK UP Series

Outside diameter of pipe		TMK UP PF	TMK UP PF ET	TMK UP CENTUM	TMK UP CENTUM ET	TMK UP FMC	TMK UP SIMPLEX	TMK UP CWB	TMK UP CWB II	TMK UP MAGNA	TMK UP MOMENTUM	TMK UP MOMENTUM GT	TMK UP MOMENTUM SFL	TMK UP MOMENTUM FL	TMK UP MOLOT	TMK UP KATRAN HD
in	mm															
2 3/8	60,32															
2 7/8	73,02															
3 1/2	88,90															
4	101,60															
4 1/2	114,30															
5	127,00															
5 1/2	139,70															
5 3/4	146,05															
6 5/8	168,28															
7	177,80															
7 5/8	193,68															
8 5/8	219,08															
9 5/8	244,48															
9 7/8	250,83															
10 3/4	273,05															
11 3/4	298,45															
11 7/8	301,63															
12 3/4	323,85															
13 3/8	339,72															
13 5/8	346,08															
14	355,6															
16	406,4															
16 7/9	426,00															
20	508,00															
30	762,00															

Special couplings

Pipes with threaded and coupled connections TMK UP Series can be supplied with special couplings which have reduced outside diameter.

Critical cross-section area of such special coupling is less than the pipe critical cross-section. For ensuring uniform strength of the threaded connection a special grade coupling shall belong to the higher strength group compared to the pipe.



Critical cross-section areas of pipe and coupling

Recommendations for selection of special couplings see on page 38-39

Guidelines for selection of steel grades for special couplings

Outside diameter of pipe, mm	Pipe wall thickness, mm	Outside diameter of special coupling, mm	Pipes with steel grades J55, K55	Pipes with steel grades N80, L80	Pipes with steel grades C90	Pipes with steel grades R95, C95, T95	TPipes with steel grades P110
			Steel grades of special couplings				
73,02	5,51	83,20	J55, K55	N80, L80	C90	R95, C95, T95	P110
	7,01		N80, L80	R95, C95, T95	P110	P110	-
	7,82		N80, L80	P110	-	-	-
	8,64		N80, L80	-	-	-	-
	9,96		R95, C95	-	-	-	-
	11,18		R95, C95	-	-	-	-
88,90	5,49	98,10	J55, K55	N80, L80	C90	R95, C95, T95	P110
	6,45		N80, L80	R95, C95, T95	P110	P110	-
	7,34		N80, L80	P110	-	-	-
	9,52		R95, C95	-	-	-	-
	10,92		P110	-	-	-	-
	12,09		P110	-	-	-	-
114,30	7,37	123,82	N80, L80	R95, C95, T95	P110	Q125	-
	8,56		N80, L80	P110	-	-	-
127,00	7,52	136,52	N80, L80	R95, C95	P110	-	-
	9,19		N80, L80	P110	-	-	-
	11,10		R95, C95	-	-	-	-
	12,14		P110	-	-	-	-
	12,70		P110	-	-	-	-
139,70	6,98	149,22	N80, L80	R95, C95	P110	-	-
	7,72		N80, L80	R95, C95	P110	-	-
	9,17		N80, L80	P110	-	-	-
	10,54		R95, C95, T95	-	-	-	-
146,05	7,00	156,00	N80, L80	R95, C95	-	-	-
	7,70		N80, L80	R95, C95	-	-	-
	8,50		N80, L80	P110	-	-	-
	9,50		N80, L80	P110	-	-	-
	10,70		R95, C95	-	-	-	-
168,28	7,32	177,80	N80, L80	R95, C95	P110	-	-
	8,94		N80, L80	P110	-	-	-
			R95, C95	-	-	-	-
	12,06		R95, C95	-	-	-	-

Guidelines for selection of steel grades for special couplings

Outside diameter of pipe, mm	Pipe wall thickness, mm	Outside diameter of special coupling, mm	Pipes with steel grades J55, K55	Pipes with steel grades N80, L80	Pipes with steel grades C90	Pipes with steel grades R95, C95, T95	Pipes with steel grades P110
			Steel grades of special couplings				
177,80	8,05	187,32	N80, L80	R95, C95	P110	-	-
	9,19		N80, L80	P110	-	-	-
	10,36		R95, C95	-	-	-	-
	11,51		R95, C95	-	-	-	-
	12,65		P110	-	-	-	-
193,68	8,33	206,38	N80, L80	R95, C95	-	-	-
	9,52		N80, L80	R95, C95	-	-	-
	10,92		N80, L80	P110	-	-	-
	12,70		N80, L80	-	-	-	-
	14,27		R95, C95	-	-	-	-
	15,11		R95, C95	-	-	-	-
219,08	8,94	231,78	N80, L80	R95, C95	P110	-	-
	10,16		N80, L80	R95, C95	P110	-	-
	11,43		N80, L80	P110	-	-	-
	12,70		N80, L80	-	-	-	-
	14,15		R95, C95	-	-	-	-
244,48	8,94	257,18	N80, L80	R95, C95	P110	-	-
	10,03		N80, L80	R95, C95	-	-	-
	11,05		N80, L80	P110	-	-	-
	11,99		N80, L80	P110	-	-	-
	13,84		R95, C95	-	-	-	-
	15,11		R95, C95	-	-	-	-

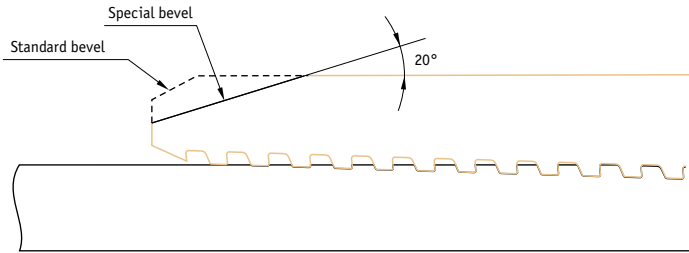
Notes:

1. Selection of steel grade of special couplings for pipes with special properties and pipes with thick walls is upon agreement with TMK-Premium Service.
2. Dash in the table means that the making-up with a special grade coupling is not applicable.

Coupling with special bevel

For facilitating the string run into the well with complex geometry, standard couplings may be manufactured with a special bevel.

Spiders or slip elevators are mandatory during string landing, if couplings with a special bevel are used.



Standard coupling with special bevel




GREENWELL®

GREENWELL

GREENWELL – is a solid plating with polymer matrix.

Main advantages of applying this technology:

- GREENWELL Technology is available for the most connections of TMK UP Series;
- Performs dual function: provides corrosion resistance during transportation and creates the necessary friction coefficient to provide multiple assembly;
- Pipes are immediately ready for running. No need to remove rust-preventing grease and apply operating compound;
- Saving time for casing preparation up to 90% and running operations - up to 20%;
- Reducing of pipe total cost by 10% through increasing the rig operating efficiency;
- Prevents contamination of the connection. No adhesion of sand or other hazardous particles;
- Increases the efficiency of operations of the drilling services;
- Provides protection of environment from pollution by thread compound.



GREENWELL®
Crystal

GREENWELL Crystal

GREENWELL Crystal – transparent thread compound for gas-tight Premium connections.

Main advantages of applying this technology:

- Saving time for casing preparing and running operations due to fewer operations
- Visual inspection of thread and sealing without thread compound removal
- Applicable for chromium casing and tubing
- Provides multiple makeup and breakout:
 - 3-times for casing
 - 9-times for tubing
 - re-makeup after storage
- Operation at -50°C to +50°C
- Storage at -60°C to +60°C

TORQUE SERIES

The Torque series are high torque wedge threaded connections designed to withstand the extreme torsional loads encountered in the construction of extended reach wells.***

*TMK UP
MOMENTUM*



*TMK UP
MOMENTUM GT*



*TMK UP
MOMENTUM SFL*



*TMK UP
MOMENTUM FL*



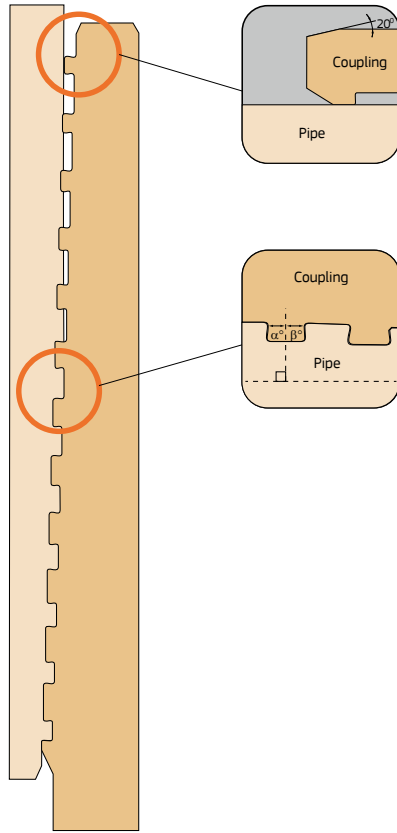
*** All Characteristics are based on the results of connection tests (in accordance with ISO 13679 in accredited laboratories) and mathematical modeling

Torque series

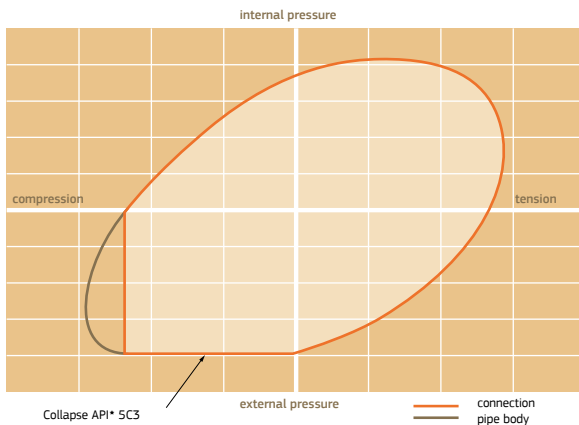
■ Threaded connection

TMK UP MOMENTUM





**TMK UP MOMENTUM
Performance Envelope**



Threaded connection TMK UP MOMENTUM

High-torque T&C liquid-tight connection with wedge thread profile. Designed for safe operation under extreme torsional loads (casing while drilling, including ERD-wells, etc.) in the construction of oil wells.

Range: 4 1/2"–9 5/8" / 114.30 mm–244.48 mm

Unique Feature:

- 100%** compression efficiency
- 100%** tension efficiency
- Sealability through thread compound
- Variable pitch of wedge thread provides 1.5 to 2 times higher operating torque than connections with constant pitch

Application:

- Deviated and horizontal wells, ERD wells
- Overlapping of formations with low gas to oil rating
- RIH with rotation
- Cementing with rotation
- Casing while Drilling (CwD)

Nominal pipe diameter	Pipe specific weight	Pipe wall thickness	Weight of plain-end pipes	Removed metal weight (both ends)	Coupling weight		Pipe cross-section area	Critical C/S area of coupling	Critical C/S area of special coupling	Inside diameter of coupling	Outside diameter of coupling	Outside diameter of special coupling	Coupling length	Drift diameter	Length makeup loss
					Regular	Special									
4 1/2	151	8,56	22,32	0,66	5,06	4,12	2844	3199	2686	9718	127	124,4	232	94	106
	17	9,65	24,9	0,67	6,92	4,12	3173	4327	2686	95	132,1	124,4	232	91,82	106
	189	10,92	27,84	0,68	6,92	4,12	3547	4327	2686	92,46	132,1	124,4	232	89,28	106
	21,5	12,7	31,82	0,69	6,92	4,12	4054	4237	2686	88,9	132,1	124,4	232	85,72	106
5 1/2	15	7,52	22,16	0,94	6,82	4,84	2823	4068	3025	123,6	141,3	136,52	244	108,78	111
	18	9,19	26,7	0,95	6,82	4,84	3401	4068	3025	122	141,3	136,52	244	105,44	111
5 1/2	20,3	10,36	29,81	0,96	6,82	4,84	3796	4068	3025	119	141,3	136,52	244	103,1	111
	17	7,72	25,13	1,16	7,46	5,4	3201	4381	3322	123,6	153,67	149,22	250	121,08	114
	20	9,17	29,52	1,2	7,46	5,4	3760	4381	3322	122	153,67	149,22	250	118,18	114
	23	10,54	33,57	1,22	7,46	5,1	4277	4381	3322	119	153,67	149,22	250	115,44	114
7	23	8,05	33,7	1,1	13,56	7,76	4293	7946	4874	161,68	200,03	190	240	158,52	105
	26	9,19	38,21	1,1	13,56	7,76	4868	7946	4874	159,4	200,03	190	240	156,24	105
	29	10,36	42,78	1,1	13,56	7,76	5450	7946	4874	157,06	200,03	190	240	153,9	105
	32	11,51	47,2	1,1	13,56	7,76	6013	7946	4874	154,76	200,03	190	240	151,6	105
	35	12,65	51,52	1,1	13,56	7,76	6563	7946	4874	152,48	200,03	190	240	149,32	105
	36	8,94	51,93	1,3	21	11,1	6615	12154	6897	226,6	269,88	257,18	240	222,63	105
9 5/8	40	10,03	57,99	1,3	21	11,1	7388	12154	6897	224,42	269,88	257,18	240	220,45	105
	43,5	11,05	63,61	1,3	21	11,1	8103	12154	6897	222,38	269,88	257,18	240	218,41	105
	47	11,99	68,75	1,3	21	11,1	8757	12154	6897	220,5	269,88	257,18	240	216,53	105
	53,5	13,84	78,72	1,3	21	11,1	10028	12154	6897	216,8	269,88	257,18	240	212,83	105

We draw your attention to the fact that technical characteristics are for reference only, and any person who uses this information should check its relevance, by contacting the technical department: techsales@tmk-group.com

Geometrical parameters of pipes with threaded connection TMK UP MOMENTUM

Nominal pipe diameter	Pipe wall thickness	Pipe specific weight	Yield Strength in Tension, kN										Minimum Internal Yield Pressure, MPa										Collapse Pressure, MPa												
			Minimum yield strength MPa/ksi										Minimum yield strength MPa/ksi										Minimum yield strength MPa/ksi												
			379	552	621	655	758	862	931	966	1035	1035	379	552	621	655	758	862	931	966	1035	1035	379	552	621	655	758	862	931	966	1035	1035			
in	mm	lb/ft	mm	mm	95	110	125	135	140	150	150	140	150	150	140	150	150	140	150	150	80	90	90	95	110	125	135	140	150	150					
4 1/2	114.3	15.1	1078	1570	1766	1863	2155	2451	2647	3139	497	723	81	85.8	99.3	113	122	126.6	135.6	152.9	587	85.3	96	101.3	117.3	133.3	144	149.2	157.8	161	166.9	176.9			
		18.9	1092	1344	1958	2202	2323	2688	3057	3302	3426	3915	634	92.3	104	109.5	126.7	144.1	155.7	161.5	173	65.6	95.4	107.3	113.3	131.2	149.1	161	166.9	176.9	184	190.8	204.4		
		21.5	127	1536	2238	2517	2655	3073	3494	3774	3916	4475	73.7	107.3	121	127.4	147.4	167.6	181	187.8	201.3	75	109	122.7	129.5	149.9	170.4	184	190.8	204.4	184	190.8	204.4		
		15	1070	1558	1753	1849	2140	2433	2628	2727	3116	393	572	64	67.9	78.5	89.3	96.5	100.1	107.2	38.4	50	54.1	56	61.1	65.4	67.8	68.9	70.7	65.4	67.8	68.9	70.7		
5	127	18	919	1289	1878	2112	2228	2578	2932	3167	3286	3755	48	69.9	79	82.9	96	109.2	117.9	123.3	131.1	50.9	72.3	79.4	82.9	92.8	102.2	108	110.8	116.2	108	110.8	116.2		
		20.3	1036	1439	2096	2357	2487	2878	3272	3534	3667	4191	54.1	78.8	89	93.5	108.2	123.1	132.9	137.9	147.8	56.9	82.7	93.1	98.2	113.7	127.9	136.1	140.1	148	136.1	140.1	148		
5 1/2	139.7	17	772	1213	1767	1988	2097	2426	2759	2980	3092	3534	36.7	53.4	60	63.3	73.3	83.4	90	93.4	100.1	33.9	43.3	46.4	47.9	51.5	54.4	55.8	56.3	57.1	54.4	55.8	56.3	57.1	
		20	917	1425	2076	2335	2463	2850	3241	3501	3633	4151	43.5	63.4	71	75.2	87.1	99	106.9	111	118.9	45.6	60.9	66.5	69.1	76.6	83.4	87.5	89.4	92.8	87.5	89.4	92.8		
7	177.8	23	1054	1621	2361	2656	2801	3242	3687	3982	4131	4722	50	72.9	82	86.5	100.1	113.8	122.9	127.5	136.7	52.9	77	85.4	89.2	100.3	110.8	117.4	120.6	126.8	110.8	117.4	120.6	126.8	
		23	80.5	1627	2370	2666	2812	3254	3701	3997	4147	4739	30	43.7	49	51.9	60.1	68.3	73.8	76.5	82	22.5	26.4	27.8	28.6	30.6	32	32.6	32.8	33	32.6	32.8	33		
9 5/8	244.48	26	919	1845	2687	3023	3189	3690	4196	4532	4702	5374	34.3	49.9	56	59.2	68.6	78	84.2	87.4	93.6	29.8	37.3	39.6	40.5	42.9	44.4	45.4	46.1	47.4	44.4	45.4	46.1	47.4	
		29	1036	2065	3008	3384	3570	4131	4698	5074	5264	6016	38.6	56.3	63	66.8	77.3	87.9	94.9	98.5	105.5	37.3	48.4	52.2	54	58.8	62.8	65	65.9	67.5	65.9	67.5	67.5		
9 5/8	244.48	32	1151	2279	3319	3734	3939	4558	5183	5598	5809	6638	42.9	62.5	70	74.2	85.9	97	105.5	109.4	117.3	44.8	59.4	64.7	67.6	74.4	81.3	85.2	87	90.4	81.3	85.2	87	90.4	
		35	1285	2487	3623	4076	4299	4975	5658	6110	6340	7246	42.2	68.7	77	81.6	94.4	107.3	115.9	120.3	128.9	50.2	70.3	77.1	80.4	89.9	98.8	104.3	106.9	112	98.8	104.3	106.9	112	
		36	8.94	2507	3652	4108	4333	5014	5702	6159	6384	7303	24.3	35.3	40	41.9	48.5	55.2	59.6	61.8	66.2	14	16.4	16.8	17	17.1	17.2	17.3	17.4	17.1	17.2	17.3	17.4		
		40	10.03	2800	4078	4588	4839	5600	6368	6878	7129	8156	27.2	39.6	45	47	54.4	61.9	66.8	69.3	74.3	17	21.3	22.4	22.9	23.9	24.3	24.4	24.4	24.4	24.4	24.4	24.4	24.4	
9 5/8	244.48	43.5	1105	3071	4473	5032	5308	6142	6985	7544	7820	8946	30	43.7	49	51.8	60	68.2	73.6	76.3	81.9	22.4	26.3	27.1	28.5	30.5	31.9	32.5	32.6	32.7	30.5	31.9	32.5	32.6	32.7
		47	11.99	3319	4834	5438	5736	6638	7549	8153	8451	9668	32.5	47.4	53	56.2	65.1	74	79.9	82.8	88.8	88.8	26.8	32.8	34.5	35.1	36.5	38.9	40.1	40.6	41.4	36.5	38.9	40.1	40.6
		53.5	13.84	3801	5536	6227	6568	7601	8644	9336	9677	11071	37.5	54.7	62	64.9	75.1	85.4	92.2	95.6	102.5	35.4	45.6	49.1	50.6	54.8	58.1	59.9	60.6	61.8	58.1	59.9	60.6	61.8	

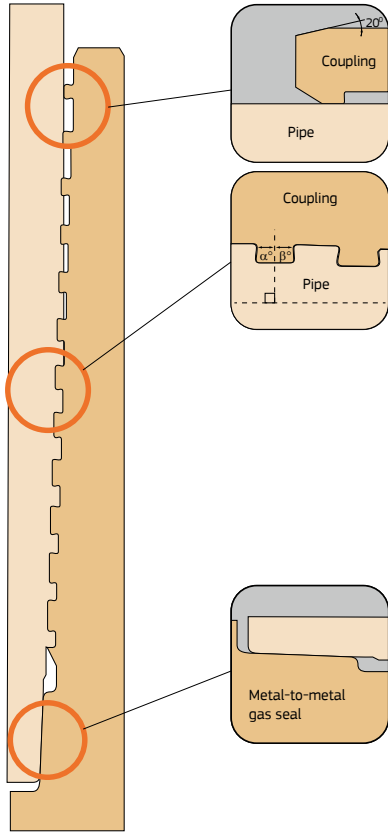
We draw your attention to the fact that technical characteristics are for reference only, and any person who uses this information should check its relevance, by contacting the technical department: techsales@tmk-group.com

Torque series

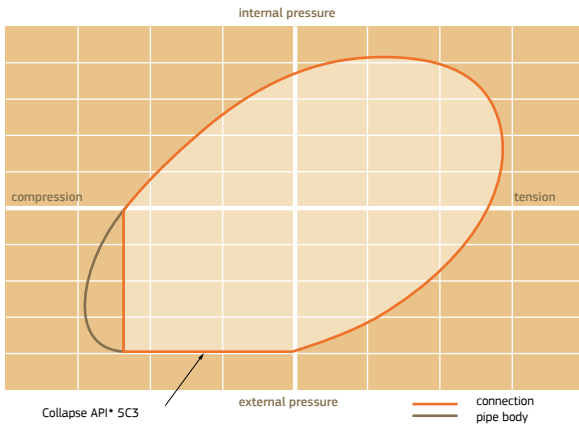
■ Threaded connection

TMK UP MOMENTUM GT





**TMK UP MOMENTUM GT
Performance Envelope**



Threaded connection TMK UP MOMENTUM GT

TMK UP Momentum GT is a threaded and coupled high-torque wedge threaded connection. Designed for safe operations under the influence of extreme torsional loads (casing while drilling, including ERD wells, etc.) in the construction of gas wells and wells with a high GOR.

Range: 4 1/2"–10 3/4" / 114.30 mm–273.05 mm

Unique Feature:

- 100%** compression efficiency
- 100%** tension efficiency
- Gas-tight metal-to-metal seal
- Variable pitch of wedge thread provides 1.5 to 2 times higher operating torque than connections with constant pitch

Application:

- Deviated and horizontal wells, ERD wells
- Gas and oil wells
- RIH with rotation
- Cementing with rotation
- Casing while Drilling (CwD)

Nominal pipe diameter	Pipe specific weight	Pipe wall thickness	Weight of plain-end pipes	Removed metal weight (both ends)	Coupling weight		Pipe cross-section area	Critical C/S area of coupling	Critical C/S area of special coupling	Inside diameter of coupling	Outside diameter of special coupling	Coupling length	Drift diameter	Length makeup loss
					Regular	Special								
in	lb/ft	mm	kg/m	kg	kg	kg	mm ²	mm ²	mm ²	mm	mm	mm	mm	mm
4 1/2	11.6	6.35	1.691	-	-	-	2154	2657	2143	101.6	126.4	220	98.42	100
	12.6	6.88	18.23	-	-	-	2322	2657	2143	100.54	126.4	220	97.36	100
	13.5	7.37	19.44	-	-	-	2476	2657	2143	99.56	126.4	220	96.38	100
5	15.1	8.56	22.32	1.18	6.56	5.46	2844	3092	2578	97.2	126.4	270	94	120
	17	9.65	24.9	1.2	8.82	5.52	3173	4129	2578	95	126.4	270	91.82	120
	18.9	10.92	27.84	1.22	8.88	5.58	3547	4129	2578	92.5	126.4	270	89.28	120
6 5/8	21.5	12.7	31.82	1.24	8.98	5.68	4054	4129	2578	88.9	126.4	270	85.72	120
	15	7.52	22.16	1.44	8.59	6.28	2823	3953	2910	123.6	144.3	280	108.78	123
	18	9.19	26.7	1.48	8.64	6.36	3401	3953	2910	122	144.3	280	105.44	123
5 1/2	20.3	10.36	29.81	1.5	8.72	6.44	3796	3953	2910	119	144.3	280	103.1	123
	17	7.72	25.13	1.64	9.21	6.82	3201	4339	3280	123.6	143.22	290	121.08	128
	20	9.17	29.52	1.68	9.32	6.92	3760	4339	3280	122	149.22	290	118.18	128
6 5/8	23	10.54	33.57	1.7	9.4	7	4277	4339	3280	119	149.22	290	115.44	128
	20	7.32	29.06	1.44	13.16	7.38	3702	6340	3498	153.6	187.71	260	150.46	113.5
	24	8.94	35.13	1.44	13.32	7.54	4475	6340	3498	150.4	187.71	260	147.22	113.5
6 5/8	28	10.59	41.18	1.44	13.48	7.7	5246	6340	3498	147.1	187.71	260	143.92	113.5
	32	12.06	46.46	1.44	13.62	7.84	5919	6340	3498	144.2	187.71	260	140.98	113.5

We draw your attention to the fact that technical characteristics are for reference only, and any person who uses this information should check its relevance, by contacting the technical department: techsales@tmk-group.com

Geometrical parameters of pipes with threaded connection TMK UP MOMENTUM GT

Nominal pipe diameter	Pipe specific weight	Pipe wall thickness	Weight of plain-end pipes	Removed metal weight (both ends)	Coupling weight		Pipe cross-section area	Critical C/S area of coupling	Critical C/S area of special coupling	Inside diameter of coupling	Outside diameter of coupling	Outside diameter of special coupling	Coupling length	Drift diameter	Length makeup loss
					Regular	Special									
in	lb/ft	mm	kg/m	kg	kg	kg	mm ²	mm ²	mm ²	mm	mm	mm	mm	mm	mm
7	23	8,05	33,7	1,22	171	10,4	4,293	7647	4574	161,7	200,03	190	280	158,52	120
	26	9,19	38,21	1,24	1726	10,56	4,868	7647	4574	159,4	200,03	190	280	156,24	120
	29	10,36	42,78	1,26	1742	10,7	5,450	7647	4574	157,1	200,03	190	280	153,9	120
	32	11,51	47,2	1,28	1756	10,86	6,013	7647	4574	154,8	200,03	190	280	151,6	120
	35	12,65	51,52	1,3	1772	11	6,563	7647	4574	152,5	200,03	190	280	149,32	120
9 5/8	36	8,94	51,93	1,62	2636	14,88	6,615	11739	6482	226,6	269,88	257,18	280	222,63	120
	40	10,03	57,99	1,64	2658	15,1	7,388	11739	6482	224,42	269,88	257,18	280	220,45	120
	43,5	11,05	63,61	1,66	2676	15,28	8,103	11739	6482	222,38	269,88	257,18	280	218,41	120
	47	11,99	68,75	1,68	2694	15,46	8,757	11739	6482	220,5	269,88	257,18	280	216,53	120
	53,5	13,84	78,72	1,7	2728	15,8	10,028	11739	6482	216,8	269,88	257,18	280	212,83	120
10 3/4	40,5	8,89	57,91	-	-	-	7,378	12973	7146	255,27	298,45	285,75	280	251,3	120
	45,5	10,16	65,87	-	-	-	8,391	12973	7146	252,73	298,45	285,75	280	248,76	120
	51	11,43	73,75	-	-	-	9,394	12973	7146	250,19	298,45	285,75	280	246,22	120
	55,5	12,57	80,75	-	-	-	10,286	13041	7213	247,91	298,45	285,75	300	243,94	125
	60,7	13,84	88,47	-	-	-	11,270	13041	7213	245,37	298,45	285,75	300	241,4	125
65,7	15,11	96,12	-	-	-	12,244	13041	7213	242,83	298,45	285,75	300	238,86	125	

We draw your attention to the fact that technical characteristics are for reference only, and any person who uses this information should check its relevance, by contacting the technical department: techsales@tmk-group.com

Strenght characteristics of pipes with TMK UP MOMENTUM GT threaded connection

TMK UP MOMENTUM GT

Nominal pipe diameter	Pipe specific weight	Pipe wall thickness	Yield Strength in Tension, kN										Minimum Internal Yield Pressure, MPa										Collapse Pressure, MPa									
			Minimum yield strength MPa/ksi										Minimum yield strength MPa/ksi										Minimum yield strength MPa/ksi									
in	lb/ft	mm	379	552	621	655	758	862	931	966	1035	379	552	621	655	758	862	931	966	1035	379	552	621	655	758	862	931	966	1035			
			55	80	90	95	110	125	135	140	150	150	55	80	90	95	110	125	135	140	150	55	80	90	95	110	125	135	140	150		
4 1/2	mm	mm	816	1189	1337	1411	1632	1856	2005	2080	2377	368	537	60	637	737	838	905	939	1006	342	438	47	48.4	52.3	55.2	567	573	581			
			12.6	6.88	8.80	1282	1442	1521	1760	2001	2162	2243	2563	399	581	65	69	798	908	981	1018	109	395	517	56	58	63.5	68.2	708	72	74.1	
5	mm	mm	135	737	938	1367	1622	1877	2134	2305	2392	2733	428	623	70	739	85.5	973	105.1	109	1168	443	59	64.2	66.7	738	801	839	857	889		
			15.1	8.56	10.78	1570	1766	1863	2155	2451	2647	2747	3139	497	723	81	85.8	99.3	113	122	126.6	135.6	52.6	76.5	84.3	88.1	98.9	109.2	1157	1189	124.9	
5	mm	mm	17	9.65	1202	1751	1970	2078	2405	2735	2954	3065	3503	56	81.6	92	96.8	112	127.4	137.6	142.7	58.7	85.3	96	101.3	117.3	133.3	144	149.2	157.8		
			18.9	10.92	1344	1958	2202	2323	2688	3057	3302	3426	3915	63.4	92.3	104	109.5	126.7	144.1	155.7	161.5	173	65.6	95.4	107.3	113.3	131.2	149.1	161	166.9	178.9	
5 1/2	mm	mm	215	127	1536	2238	2517	2655	3073	3494	3774	3916	4475	737	1073	121	127.4	147.4	167.6	181	1878	204.4	75	109	122.7	129.5	149.9	170.4	184	190.8	204.4	
			15	7.52	10.70	1558	1753	1849	2140	2433	2628	2727	3116	393	572	64	67.9	78.5	89.3	96.5	100.1	107.2	38.4	50	54.1	56	61.1	65.4	67.8	68.9	70.7	
6 5/8	mm	mm	18	9.19	1289	1878	2112	2228	2578	2932	3167	3286	3755	48	69.9	79	82.9	96	104.2	117.9	122.3	131.1	50.9	72.3	79.4	82.9	92.8	102.2	108	110.8	116.2	
			20.3	10.36	1439	2096	2357	2487	2878	3272	3534	3667	4191	54.1	78.8	89	93.5	108.2	123.1	132.9	137.9	147.8	56.9	82.7	93.1	98.2	113.7	127.9	136.1	140.1	148	
6 5/8	mm	mm	17	7.72	1213	1767	1988	2097	2426	2759	2980	3092	3534	367	53.4	60	63.3	73.3	83.4	90	93.4	100.1	33.9	43.3	46.4	47.9	51.5	54.4	55.8	56.3	57.1	
			20	9.17	1425	2076	2335	2463	2850	3241	3501	3633	4151	43.5	63.4	71	75.2	87.1	99	106.9	111	118.9	45.6	60.9	66.5	69.1	76.6	83.4	87.5	89.4	92.9	
6 5/8	mm	mm	23	10.54	1621	2361	2656	2801	3242	3687	3982	4131	4722	50	72.9	82	86.5	100.1	113.8	122.9	127.5	136.7	52.9	77	85.4	89.2	100.3	110.8	117.4	120.6	126.8	
			20	7.32	1403	2043	2299	2424	2806	3191	3446	3576	4086	28.9	42	47	49.9	57.7	65.6	70.9	73.5	78.8	20.5	24	25.5	26.2	27.8	28.8	29.1	29.2	29.3	
6 5/8	mm	mm	24	8.94	1696	2470	2779	2931	3392	3858	4166	4323	4941	35.2	51.3	58	60.9	70.5	80.1	86.6	89.8	96.2	31.4	39.7	42.3	43.5	46.4	48.4	49.3	49.5	50.6	
			28	10.59	1988	2896	3258	3436	3977	4522	4884	5068	5792	41.7	60.8	68	72.1	83.5	94.9	102.5	106.4	114	42.6	56.3	61.2	63.6	70.1	75.8	79.2	80.8	83.6	
6 5/8	mm	mm	32	12.06	2243	3267	3676	3877	4486	5102	5510	5718	6534	47.5	69.2	78	82.1	95.1	108.1	116.8	121.2	129.8	50.5	71.1	78.1	81.5	91.2	100.2	105.9	108.6	113.8	

We draw your attention to the fact that technical characteristics are for reference only, and any person who uses this information should check its relevance, by contacting the technical department: techsales@tmk-group.com

Strength characteristics of pipes with TMK UP MOMENTUM GT threaded connection

Nominal pipe diameter	Pipe specific weight	Pipe wall thickness	Yield Strength in Tension, kN												Minimum Internal Yield Pressure, MPa												Collapse Pressure, MPa											
			Minimum yield strength MPa/ksi												Minimum yield strength MPa/ksi												Minimum yield strength MPa/ksi											
			379	552	621	758	862	931	966	1035	379	552	621	758	862	931	966	1035	379	552	621	758	862	931	966	1035												
in	mm	mm	55	80	90	95	110	125	135	140	140	150	150	150	150	150	80	90	95	110	125	135	140	150														
7	177.8	26	8,05	1627	2370	2666	2812	3254	3701	3997	4147	4739	30	43,7	49	51,9	60,1	68,3	73,8	76,5	82	22,5	26,4	27,8	28,6	30,6	32	32,6	32,8	33								
		29	10,36	2065	3008	3384	3570	4131	4698	5074	5264	6016	38,6	56,3	63	66,8	77,3	87,9	94,9	98,5	105,5	37,3	48,4	52,2	54	58,8	62,8	65	65,9	67,5								
		32	11,51	2279	3319	3734	3939	4558	5183	5598	5809	6638	42,9	62,5	70	74,2	85,9	97	105,5	109,4	117,3	44,8	59,4	64,7	67,6	74,4	81,3	85,2	87	90,4								
		35	12,65	2487	3623	4076	4299	4975	5658	6110	6340	7246	47,2	68,7	77	81,6	94,4	107,3	115,9	120,3	128,9	50,2	70,3	77,1	80,4	89,9	98,8	104,3	106,9	112								
		36	8,94	2507	3652	4108	4333	5014	5702	6159	6384	7303	35,3	40	41,9	48,5	55,2	59,6	61,8	66,2	14	16,4	16,8	17	17,1	17,2	17,3	17,3	17,4									
9 5/8	244.48	40	10,03	2800	4078	4588	4839	5600	6368	6878	7129	8156	27,2	39,6	45	47	54,4	61,9	66,8	69,3	74,3	17,7	21,3	22,4	22,9	23,9	24,3	24,4	24,4	24,5								
		43.5	11,05	3071	4473	5032	5308	6142	6985	7544	7820	8946	30	43,7	49	51,8	60	68,2	73,6	76,3	81,9	22,4	26,3	27	28,5	30,5	31,9	32,5	32,6	32,7								
		47	11,99	3319	4834	5438	5736	6638	7549	8153	8451	9668	32,5	47,4	53	56,2	65,1	74	79,9	82,8	88,8	26,8	32,8	34,5	35,1	36,5	38,9	40,1	40,6	41,4								
		53.5	13,84	3801	5536	6227	6568	7601	8644	9336	9677	11071	37,5	54,7	62	64,9	75,1	85,4	92,2	95,6	102,5	35,4	45,6	49,1	50,6	54,8	58,1	59,9	60,6	61,8								
		40.5	8,89	2796	4072	4582	4832	5592	6360	6869	7119	8145	21,6	31,5	35	37,3	43,2	49,1	53	59	10,9	11,9	12	12	12,1	12,2	12,2	12,3	12,4	12,5								
10 3/4	273.05	45.5	10,16	3180	4632	5211	5496	6360	7233	7812	8097	9264	24,7	35,9	40	42,7	49,4	56,1	60,6	62,8	67,4	14,4	17,1	17,7	17,8	17,9	18	17,5	17,6	17,7								
		51	11,43	3560	5186	5834	6153	7121	8098	8746	9066	10371	27,8	40,4	45	48	55,5	63,1	68,2	70,7	75,8	18,7	22,2	23,5	24	25,2	25,8	25,9	26	26,1								
		55.5	12,57	3899	5678	6388	6738	7797	8867	9577	9926	11356	30,5	44,5	50	52,8	61,1	69,4	75	77,7	83,4	23,4	27,7	28,7	29,6	31,8	33,4	34,1	34,4	34,7								
		60.7	13,84	4271	6221	6999	7382	8543	9715	10493	10876	12442	33,6	49	55	58,1	67,2	76,5	82,6	85,6	91,8	28,7	35,6	37,6	38,5	40,5	41,9	43,4	44	45,1								
		65.7	15,11	4641	6759	7604	8020	9281	10555	11399	11816	13518	36,7	53,5	60	63,4	73,4	83,5	90,2	93,5	100,2	34	43,5	46,6	48	51,7	54,6	56	56,6	57,4								

We draw your attention to the fact that technical characteristics are for reference only, and any person who uses this information should check its relevance, by contacting the technical department: techsales@tmk-group.com

Torque series

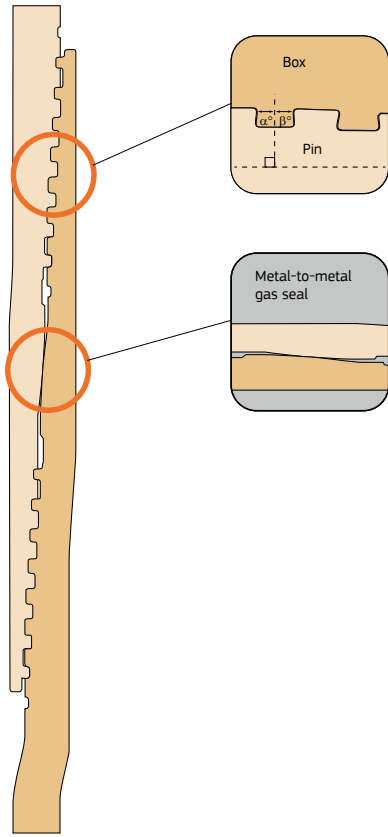
■ Threaded connection

TMK UP MOMENTUM SFL

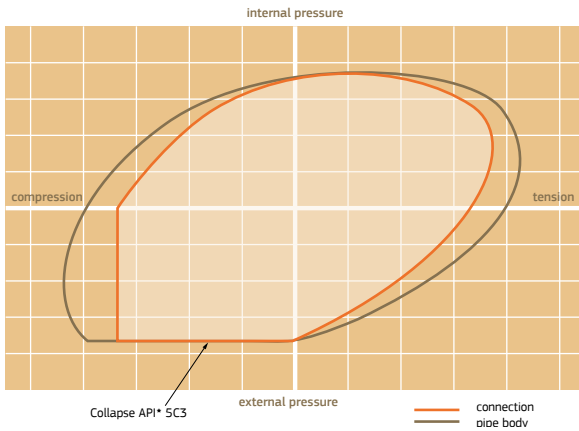


TMK UP
MOMENTUM

SFL



**TMK UP MOMENTUM SFL
Performance Envelope**



Threaded connection TMK UP MOMENTUM SFL

TMK UP Momentum SFL – high torque premium gas-tight Semi-flush connection with wedge thread profile. Designed for safe exploitation under extreme torsional loads (ERD well constructions) in wells with high gas to oil rating.

The semi-flush contour of this connection allows it to be used in cases where there are restrictions on the dimensions of the used column and threaded and coupled connections are not suitable, but comparable characteristics are required.

Range: 5 1/2"–9 5/8" / 139.7 mm–244.48 mm

Unique Feature:

- 85%** compression efficiency
- 85%** tension efficiency
- Gas-tight metal-to-metal seal
- Variable pitch of wedge thread provides 1.5 to 2 times higher operating torque than connections with constant pitch

Application:

- Deviated and horizontal wells, ERD wells
- Gas and oil wells
- RIH with rotation
- Cementing with rotation

Torque series

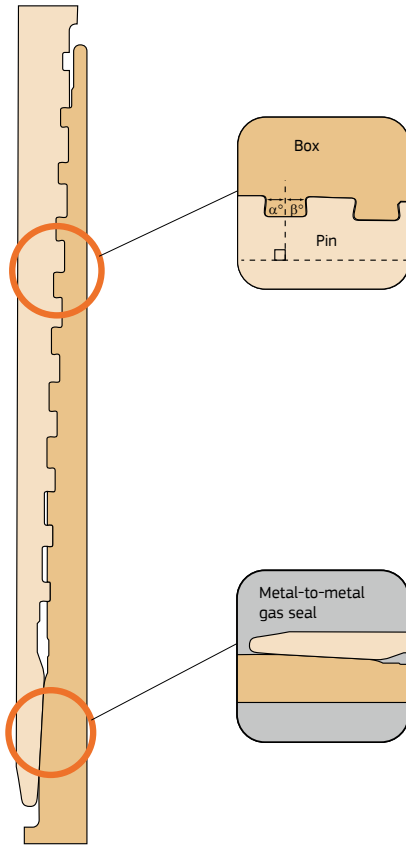
■ Threaded connection

TMK UP MOMENTUM FL

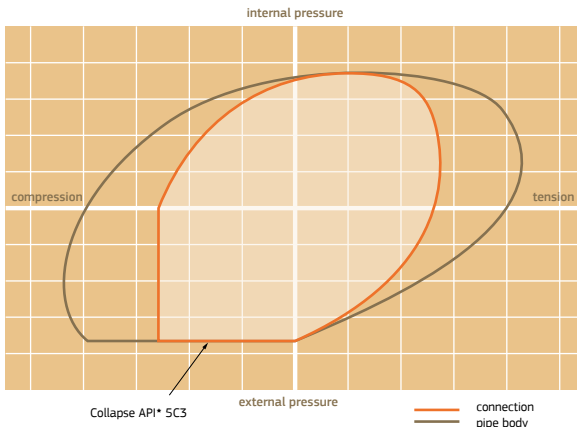


TMK UP
MOMENTUM

FL



**TMK UP MOMENTUM FL
Performance Envelope**



Threaded connection TMK UP MOMENTUM FL

TMK UP Momentum FL – gas-tight premium Integral flush connection with wedge thread, which provides a high range of performance while maintaining the nominal outside diameter of the pipe.

Range: 3 1/2"–16" / 88.9 mm–406.4 mm

Unique Feature:

- Not less than 57% compression efficiency
- Not less than 57% tension efficiency
- Gas-tight metal-to-metal seal
- Variable pitch of wedge thread provides 1.5 to 2 times higher operating torque than connections with constant pitch
- External diameter equal to the diameter of the pipe body, fully flush integral connection

Application:

- Deviated and horizontal wells, ERD wells
- Gas and oil wells
- RIH with rotation
- Cementing with rotation

Geometrical parameters of pipes with threaded connection TMK UP MOMENTUM FL

TMK UP MOMENTUM FL

Nominal pipe diameter	Pipe specific weight		Pipe wall thickness	Weight of plain-end pipes	Pipe crosssection area	Connection C/S area	Box ID	Box OD	Drift diameter	Special Drift diameter	Length makeup loss
	in	mm									
4 1/2	114,30	114,30	13,50	19,44	2,476	1510	98,00	114,30	96,38	-	94,00
			15,10	22,32	2,844	1735	95,60	114,30	94,00	-	104,00
5			15,00	22,16	2,823	1694	110,40	127,00	108,78	-	106,50
			18,00	26,70	3,401	2109	106,70	127,00	105,44	-	110,50
	127,00	127,00	20,30	29,80	3,796	2316	104,50	127,00	103,10	-	120,50
			21,40	31,73	4,042	2506	102,90	127,00	101,62	-	120,50
			23,20	34,39	4,381	2760	100,80	127,00	99,54	-	115,00
5 1/2			17,00	25,13	3,201	1953	122,50	139,70	121,08	-	108,20
	139,70	139,70	20,00	29,52	3,760	2331	119,40	139,70	118,18	-	110,30
			23,00	33,57	4,277	2652	116,80	139,70	115,44	-	113,90
6 5/8			26,80	39,78	5,067	3142	112,30	139,70	111,12	-	109,20
	168,28	168,28	24,00	35,14	4,475	2819	148,50	168,28	147,22	-	104,00
			26,00	38,21	4,868	2969	157,80	177,80	156,24	-	104,00
			29,00	42,78	5,450	3324	155,30	177,80	153,90	-	104,00
	177,80	177,80	32,00	47,20	6,013	3728	153,50	177,80	151,60	152,40	109,50
7			35,00	51,52	6,563	4200	150,70	177,80	149,32	-	112,50
			26,40	38,08	4,851	2765	175,60	193,68	173,84	-	106,00
			29,70	43,28	5,508	3305	172,80	193,68	171,46	-	111,30
	193,68	193,68	33,70	49,22	6,270	3825	170,10	193,68	168,66	-	114,00
			39,00	56,68	7,221	4332	166,30	193,68	165,10	-	114,00
16			95,00	139,02	17,698	10619	376,6	406,40	372,9	374,65	122,50
	406,40	406,40	109,00	160,13	20,399	12647	372,08	406,40	368,32	374,65	126,50
			118,00	173,86	22,150	13954	369,08	406,40	365,32	374,65	130,10

We draw your attention to the fact that technical characteristics are for reference only, and any person who uses this information should check its relevance, by contacting the technical department: techsales@tmk-group.com

Strength characteristics of pipes with TMK UP MOMENTUM FL

Nominal pipe diameter	Pipe specific weight	Pipe wall thickness	Yield Strength in Tension, kN										Minimum Internal Yield Pressure, MPa										Collapse Pressure, MPa									
			Minimum yield strength MPa/ksi										Minimum yield strength MPa/ksi										Minimum yield strength MPa/ksi									
in	lb/ft	mm	379	552	621	655	758	862	931	966	1035	379	552	621	655	758	862	931	966	1035	379	552	621	655	758	862	931	966	1035			
			55	80	90	95	110	125	140	150	155	160	170	180	190	200	210	220	230	240	250	260	270	280	290	300	310	320	330			
4 1/2	12.60	6.88	880	928	980	1024	1074	1121	1171	1221	1271	1321	1368	1416	1466	1514	1563	1613	1663	1713	1763	1813	1863	1913	1963	2013	2063	2113				
			834	884	934	984	1034	1084	1134	1184	1234	1284	1334	1384	1434	1484	1534	1584	1634	1684	1734	1784	1834	1884	1934	1984	2034	2084	2134			
5	127.00	10.36	878	1278	1438	1517	1755	1996	2154	2237	2397	2421	2594	2810	3030	3252	3476	3702	3929	4157	4386	4615	4844	5073	5302	5531	5760	5989				
			834	1234	1394	1473	1711	1952	2170	2253	2413	2437	2610	2826	3044	3262	3480	3698	3916	4134	4352	4570	4788	5006	5224	5442	5660	5878	6096			
5 1/2	139.7	10.54	1005	1464	1647	1737	2010	2286	2466	2561	2744	3020	3300	3580	3860	4140	4420	4700	4980	5260	5540	5820	6100	6380	6660	6940	7220	7500				
			961	1420	1603	1693	1966	2242	2422	2517	2680	2956	3232	3508	3784	4060	4336	4612	4888	5164	5440	5716	5992	6268	6544	6820	7096	7372	7648			
6 5/8	168.28	8.94	1069	1556	1751	1847	2137	2430	2622	2724	2918	3202	3486	3770	4054	4338	4622	4906	5190	5474	5758	6042	6326	6610	6894	7178	7462	7746				
			1025	1512	1707	1803	2093	2386	2578	2680	2874	3158	3442	3726	4010	4294	4578	4862	5146	5430	5714	5998	6282	6566	6850	7134	7418	7702	7986			
7	177.80	10.36	1260	1835	2064	2177	2520	2866	3092	3211	3441	3859	429	4625	4951	5277	5603	5929	6255	6581	6907	7233	7559	7885	8211	8537	8863					
			1216	1791	2020	2133	2476	2822	3048	3167	3397	3815	4233	4651	5069	5487	5905	6323	6741	7159	7577	7995	8413	8831	9249	9667	10085	10503				
7 5/8	193.66	10.92	1450	2111	2352	2505	2899	3297	3557	3695	3920	4348	4776	5204	5632	6060	6488	6916	7344	7772	8200	8628	9056	9484	9912	10340	10768					
			1406	2067	2308	2461	2855	3253	3513	3651	3876	4304	4732	5160	5588	6016	6444	6872	7300	7728	8156	8584	9012	9440	9868	10296	10724	11152				
16	406.40	16.66	4793	6981	7854	8284	9587	10902	11762	12217	13090	14519	16014	17464	18914	20364	21814	23264	24714	26164	27614	29064	30514	31964	33414	34864	36314					
			4353	6541	7414	7844	9147	10450	11753	12513	13273	14702	16131	17560	18989	20418	21847	23276	24705	26134	27563	28992	30421	31850	33279	34708	36137	37566				



PRO SERIES

The Pro Series (Professional Series) premium connections feature an extraordinary ability to withstand high tension, compression, and bending loads at excessive internal and external pressures. High tension and compression efficiencies in combination with high operating torques allow for excellent sealability in both onshore and offshore wells. The most of the Pro Series connections have been validated with the stringent requirements of ISO 13679 / API* 5C5 CAL IV.***

TMK UP PF



TMK UP PF ET



*TMK UP
CENTUM*



*TMK UP
CENTUM ET*



*TMK UP
CENTUM ET CHS*



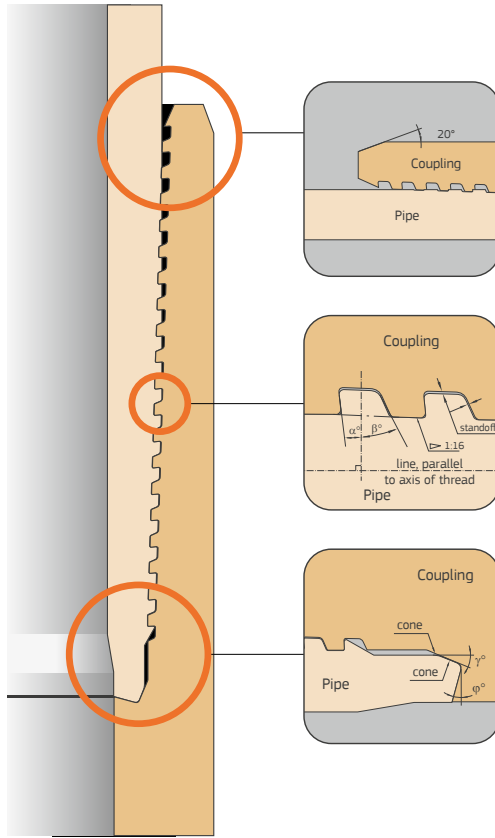
*** All Characteristics are based on the results of connection tests (in accordance with API* 5C5, ISO/PAS 12835 (TWCCEEP) in accredited laboratories) and mathematical modeling

Pro Series

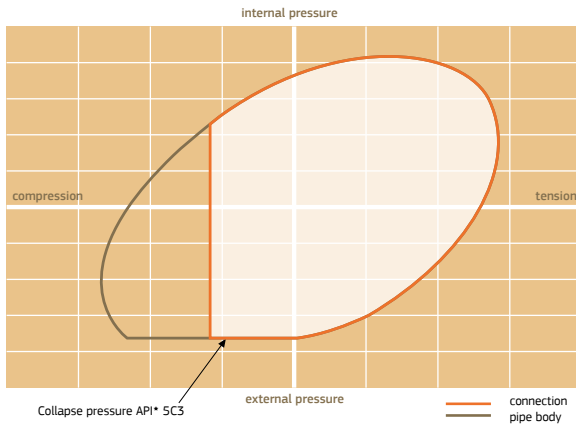
■ Threaded connection
TMK UP PF



TMK UP PF



**TMK UP PF casing and tubing
Performance Envelope**



TMK UP PF for Casing and Tubing

TMK UP PF is a threaded and coupled gas-tight connection for highly deviated and horizontal wells. Provides high performance in complex drilling environments (significant bending, compressive, tensile loads, torque, aggressive applications), and ensures a high gas tightness. The high reliability of this connection is confirmed by ISO 13679 CAL IV qualification and long-term experience of supplies for challenging oil and gas projects.

Tubing: 2-3/8"–4-1/2" / 60.32–114.3 mm

Casing: 4-1/2"–13-3/8" / 114.3–339.72 mm

Unique Features:

- 60%** (casing) and 80%** (tubing) compression efficiency
- 100%** tension efficiency
- Metal-to-metal gas-tight seal
- Optimized thread profile offers robust galling resistance
- Over-torque protection during make-up
- Hooked thread profile
- Reduced cross threading

Application:

- Casing and tubing
- Horizontal wells
- Oil and gas wells
- RIH with rotation
- Cementing with rotation
- High pressure
- Complicated well trajectory

Nominal pipe diameter	Pipe specific weight	Pipe wall thickness	Weight of plain-end pipes	Removed metal weight (both ends)	Coupling weight		Pipe crosssection area	Critical C/S area of coupling	Critical C/S area of special coupling	Inside diameter of coupling	Outside diameter of coupling	Outside diameter of special coupling	Coupling length	Drift diameter	Length makeuploss	
					Regular	Special										
in	mm															
	lb/ft															
2 3/8	4.60	4.83	6.61	0.13	2.00	-	842	1313	689	4970	7302	6620	16500	48.28	7200	
	5.80	6.45	8.57	0.13	2.03	-	1 092	1313	689	4650	7302	6620	16500	45.04	7200	
6032	6.60	7.49	9.76	0.13	2.05	-	1 243	1313	689	4520	7302	6620	16500	42.96	7200	
	7.35	8.53	10.89	0.14	2.06	-	1 388	1313	689	4420	7302	6620	16500	40.88	7200	
6.40	5.51	9.17	0.17	0.17	3.33	2.25	1 169	2058	1288	6120	8890	8320	18000	59.62	7450	
	7.80	7.01	11.41	0.17	3.39	2.30	1 454	2058	1288	5800	8890	8320	18000	56.62	7450	
7302	8.60	7.82	12.57	0.18	3.41	2.32	1 602	2058	1288	5750	8890	8320	18000	55.00	7450	
	9.35	8.64	13.72	0.19	3.42	2.34	1 747	2058	1288	5670	8890	8320	18000	53.36	7450	
1050	9.96	15.49	0.21	0.21	3.45	2.36	1 973	2058	1288	5540	8890	8320	18000	50.72	7450	
	11.50	11.18	17.05	0.23	3.49	2.40	2 172	2058	1288	5360	8890	8320	18000	48.28	7450	
770	5.49	11.29	0.25	0.25	5.33	2.82	1 439	3058	1455	7700	10800	9810	20000	74.74	8210	
	9.20	6.45	13.12	0.25	5.40	2.88	1 671	3058	1455	7500	10800	9810	20000	72.82	8210	
1020	7.34	14.76	0.25	0.25	5.42	2.91	1 881	3058	1455	7380	10800	9810	20000	71.04	8210	
	12.70	9.52	18.64	0.29	5.49	2.98	2 374	3058	1455	7170	10800	9810	20000	66.68	8210	
8890	14.30	10.92	21.00	0.32	5.55	3.04	2 675	3058	1455	6990	10800	9810	20000	63.88	8210	
	15.50	12.09	22.90	0.33	5.62	3.10	2 917	3058	1455	6780	10800	9810	20000	61.54	8210	
1700	13.46	25.04	0.34	0.34	5.69	3.17	3 190	3058	1455	6540	10800	9810	20000	58.80	8210	
	9.50	5.74	13.57	0.35	5.88	3.11	1 729	3533	1768	8970	12070	11100	20000	86.94	9010	
1070	6.50	15.24	0.35	0.35	5.92	3.15	1 942	3533	1768	8770	12070	11100	20000	85.42	9010	
	10.70	6.65	15.57	0.35	5.92	3.15	1 984	3533	1768	8770	12070	11100	20000	85.12	9010	
1320	8.38	19.27	0.37	0.37	5.96	3.19	2 454	3533	1768	8500	12070	11100	20000	81.66	9010	
	16.10	10.54	23.67	0.42	6.01	3.24	3 015	3533	1768	8290	12070	11100	20000	77.34	9010	

We draw your attention to the fact that technical characteristics are for reference only, and any person who uses this information should check its relevance, by contacting the technical department: techsales@tmk-group.com

Geometrical parameters of pipes with threaded connection TMK UP PF

Nominal pipe diameter		Pipe specific weight	Pipe wall thickness	Weight of plain-end pipes	Removed metal weight (both ends)	Coupling weight		Pipe cross-section area	Critical C/S area of special coupling	Critical C/S area of special coupling	Inside diameter of coupling	Outside diameter of coupling	Outside diameter of special coupling	Coupling length	Drift diameter	Length makeuploss
						Regular	Special									
in	mm	lb/ft	mm	kg/m	kg	kg	mm ²	mm ²	mm ²	mm	mm	mm	mm	mm	mm	mm
4 1/2	114.30	11.60	6.35	16.91	0.54	5.82	2 154	2743	2116	101.10	12700	12382	245.00	98.42	103.60	
		12.60	6.88	18.23	0.54	7.75	2 322	3780	2210	99.60	132.10	124.30	240.00	97.36	103.60	
		13.50	7.37	19.44	0.54	5.94	2 476	2743	2116	98.60	12700	12382	245.00	96.38	103.60	
		15.20	8.56 HKT (tubing)	22.32	0.55	7.81	2 844	3780	2210	96.20	132.10	124.30	240.00	94.00	103.60	
		17.00	8.56	22.32	0.58	5.99	2 844	2743	2116	96.20	12700	12382	245.00	94.00	103.60	
5	127	17.00	9.65	24.90	0.55	7.85	3 173	3780	2210	94.00	132.10	124.30	240.00	91.82	103.60	
		18.90	10.92	27.84	0.58	7.90	3 547	3780	2210	93.30	132.10	124.30	240.00	89.28	103.60	
		21.50	12.70	31.82	0.63	7.96	4 054	3780	2210	91.60	132.10	124.30	240.00	85.72	103.60	
		15.00	7.52	22.16	0.65	7.40	2 823	3426	2378	111.10	141.30	136.52	250.00	108.78	106.70	
		18.00	9.19	26.70	0.69	7.45	3 401	3426	2378	110.10	141.30	136.52	250.00	105.44	106.70	
5 1/2	139.7	21.40	11.10	31.73	0.77	7.54	4 042	3426	2378	108.50	141.30	136.52	250.00	101.62	106.70	
		23.20	12.14	34.39	0.78	7.64	4 381	3426	2378	106.50	141.30	136.52	250.00	99.54	106.70	
		24.10	12.70	35.80	0.79	7.69	4 560	3426	2378	105.50	141.30	136.52	250.00	98.42	106.70	
		15.50	6.98	22.85	0.75	8.51	2 910	3701	2631	126.00	153.67	149.22	265.00	122.56	108.30	
		17.00	7.72	25.13	0.76	8.63	3 201	3701	2631	124.50	153.67	149.22	265.00	121.08	108.30	
5 3/4	146.05	20.00	9.17	29.52	0.76	8.83	3 760	3701	2631	121.70	153.67	149.22	265.00	118.18	108.30	
		23.00	10.54	33.57	0.83	8.86	4 277	3701	2631	121.30	153.67	149.22	265.00	115.44	108.30	
		26.00	12.09	38.05	0.86	9.04	4 847	3701	2631	118.40	153.67	149.22	265.00	112.34	108.30	
		16.14	7	24	0.8	11.88	3058	5387	2858	130.4	166	156	265	128.87	108.3	
		17.68	7.7	26.27	0.8	11.98	3347	5387	2858	130.4	166	156	265	127.47	108.3	
5 3/4	146.05	19.82	8.5	28.83	0.82	12.1	6.88	3.673	5.387	128.8	166	156	265	125.87	108.3	
		21.51	9.5	31.99	0.82	12.26	7.02	4.075	5.387	126.8	166	156	265	123.87	108.3	
		24.01	10.7	35.71	0.84	12.42	7.2	4.550	5.387	124.4	166	156	265	121.47	108.3	

We draw your attention to the fact that technical characteristics are for reference only, and any person who uses this information should check its relevance, by contacting the technical department: techsales@tmk-group.com

Nominal pipe diameter	Pipe specific weight		Pipe wall thickness	Weight of plain-end pipes	Removed metal weight (both ends)	Coupling weight		Pipe crosssection area	Critical C/S area of coupling	Critical C/S area of special coupling	Inside diameter of coupling	Outside diameter of coupling	Outside diameter of special coupling	Coupling length	Drift diameter	Length makeuploss
	lb/ft	mm				kg/m	kg									
6 5/8	in	20,00	732	29,06	0,99	14,20	8,06	3 702	6082	3240	152,30	187,71	177,80	265,00	150,46	113,90
		21,25	800	31,62	0,99	14,32	8,18	4 028	6082	3240	150,90	187,71	177,80	265,00	149,10	113,90
		24,00	894	35,13	1,00	14,41	8,27	4 475	6082	3240	149,90	187,71	177,80	265,00	147,22	113,90
		28,00	10,59	41,18	1,08	14,50	8,36	5 246	6082	3240	148,90	187,71	177,80	265,00	143,92	113,90
		32,00	12,06	46,46	1,20	14,55	8,41	5 919	6082	3240	148,30	187,71	177,80	265,00	140,98	113,90
		23,00	8,05	33,70	1,15	16,71	8,36	4 293	7356	3493	160,90	200,03	187,32	275,00	158,52	118,70
		26,00	9,19	38,21	1,19	16,79	8,44	4 868	7356	3493	159,90	200,03	187,32	275,00	156,24	118,70
		29,00	10,36	42,78	1,25	16,86	8,52	5 450	7356	3493	158,90	200,03	187,32	275,00	153,90	118,70
		32,00	11,51	47,20	1,32	16,94	8,59	6 013	7356	3493	157,90	200,03	187,32	275,00	151,60	118,70
		35,00	12,65	51,52	1,39	17,03	8,69	6 563	7356	3493	156,70	200,03	187,32	275,00	149,32	118,70
		38,00	13,72	55,52	1,39	17,21	8,86	7 072	7356	3493	154,40	200,03	187,32	275,00	147,18	118,70
		42,70	15,88	63,41	1,46	17,51	9,16	8 078	7356	3493	150,60	200,03	187,32	275,00	142,86	118,70
46,40	17,45	69,01	1,51	17,72	9,38	8 791	7356	3493	147,80	200,03	187,32	275,00	139,72	118,70		
7 5/8	in	26,40	8,33	38,08	1,39	19,91	12,55	4 851	8077	4919	176,30	215,90	206,38	297,00	173,84	124,90
		29,70	9,52	43,24	1,44	20,01	12,65	5 508	8077	4919	175,30	215,90	206,38	297,00	171,46	124,90
		33,70	10,92	49,22	1,53	20,12	12,76	6 270	8077	4919	174,30	215,90	206,38	297,00	168,66	124,90
		39,00	12,70	56,68	1,65	20,32	12,96	7 221	8077	4919	172,40	215,90	206,38	297,00	165,10	124,90
		42,80	14,27	63,14	1,69	20,62	13,26	8 043	8077	4919	169,50	215,90	206,38	297,00	161,96	124,90
		45,30	15,11	66,54	1,71	20,79	13,43	8 477	8077	4919	167,90	215,90	206,38	297,00	160,28	124,90
		51,20	17,45	75,84	3,84	22,40	19,30	9 661	8077	4919	158,78	215,90	206,38	297,00	155,60	135,00
		55,30	19,05	82,04	3,88	22,60	19,48	10 451	8077	4919	155,58	215,90	212,09	297,00	152,40	135,00

We draw your attention to the fact that technical characteristics are for reference only, and any person who uses this information should check its relevance, by contacting the technical department: techsales@tmk-group.com

Geometrical parameters of pipes with threaded connection TMK UP PF

Nominal pipe diameter		Pipe specific weight	Pipe wall thickness	Weight of plain-end pipes	Removed metal weight (both ends)	Coupling weight		Pipe cross-section area	Critical C/S area of special coupling	Critical C/S area of special coupling	Inside diameter of coupling	Outside diameter of coupling	Outside diameter of special coupling	Coupling length	Drift diameter	Length makeupless
in	mm					Regular	Special									
8 5/8	219.08	32.00	8.94	46.33	1.71	25.07	14.00	5 902	10366	5616	201.50	244.48	231.78	29700	198.02	128.00
		36.00	10.16	52.35	1.78	25.18	14.10	6 668	10366	5616	200.50	244.48	231.78	29700	195.58	128.00
		40.00	11.43	58.53	1.89	25.28	14.21	7 456	10366	5616	199.50	244.48	231.78	29700	193.04	128.00
		44.00	12.70	64.64	1.99	25.43	14.36	8 234	10366	5616	198.10	244.48	231.78	29700	190.50	128.00
		49.00	14.15	71.51	2.03	25.72	14.64	9 110	10366	5616	195.40	244.48	231.78	29700	187.60	128.00
		36.00	8.94	51.93	1.91	27.69	15.44	6 615	11510	6253	226.90	269.88	257.18	29700	222.63	128.00
9 5/8	244.48	40.00	10.03	57.99	1.98	27.80	15.55	7 388	11510	6253	225.90	269.88	257.18	29700	220.45	128.00
		43.50	11.05	63.61	2.06	27.91	15.65	8 103	11510	6253	224.90	269.88	257.18	29700	218.41	128.00
		47.00	11.99	68.75	2.13	28.02	15.76	8 757	11510	6253	223.90	269.88	257.18	29700	216.53	128.00
		53.50	13.84	78.72	2.29	28.27	16.02	10 028	11510	6253	221.60	269.88	257.18	29700	212.83	128.00
		58.40	15.11	85.47	2.33	28.54	16.28	10 888	11510	6253	219.20	269.88	257.18	29700	210.29	128.00
		62.80	15.88	92.01	2.52	30.27	-	11 721	12433	-	225.50	276.00	-	29700	215.10	128.00
9 7/8	250.83	66.40	16.79	96.91	2.55	30.48	-	12 345	12433	-	224.60	276.00	-	29700	213.28	128.00
		72.10	18.29	104.89	2.60	30.83	-	13 362	12433	-	223.10	276.00	-	29700	210.28	128.00
		40.50	8.89	57.91	2.13	30.70	17.11	7 378	12795	6968	255.40	298.45	285.75	29700	251.30	129.00
		45.50	10.16	65.87	2.23	30.81	17.23	8 391	12795	6968	254.40	298.45	285.75	29700	248.76	129.00
		51.00	11.43	73.75	2.37	30.93	17.35	9 394	12795	6968	253.40	298.45	285.75	29700	246.22	129.00
		55.50	12.57	80.75	2.55	30.89	17.31	10 286	12795	6968	253.80	298.45	285.75	29700	243.94	129.00
10 3/4	273.05	60.70	13.84	88.47	2.56	31.02	17.44	11 270	12795	6968	252.80	298.45	285.75	29700	241.40	129.00
		65.70	15.11	96.12	2.64	31.57	17.99	12 244	12795	6968	248.00	298.45	285.75	29700	238.86	129.00
		73.20	17.07	107.76	2.72	32.02	18.43	13 727	12795	6968	244.30	298.45	285.75	29700	234.94	129.00

We draw your attention to the fact that technical characteristics are for reference only, and any person who uses this information should check its relevance, by contacting the technical department: techsales@tmk-group.com

Nominal pipe diameter	Pipe specific weight	Pipe wall thickness	Weight of plain-end pipes	Removed metal weight (both ends)	Coupling weight		Pipe crosssection area	Critical C/S area of coupling	Critical C/S area of special coupling	Inside diameter of coupling	Outside diameter of coupling	Outside diameter of special coupling	Coupling length	Drift diameter	Length makeuploss
					Regular	Special									
11 3/4	42	8,46	60,5	2,28	33,35	-	7 707	13941	-	281	323,85	-	297	275,56	129
	47	9,52	67,83	2,33	33,51	-	8 641	13941	-	279,7	323,85	-	297	275,44	129
	54	11,05	78,32	2,45	33,72	-	9 977	13941	-	278,1	323,85	-	297	272,38	129
	60	12,42	87,61	2,61	33,88	-	11 160	13941	-	276,9	323,85	-	297	269,64	129
	65	13,56	95,27	2,76	34,02	-	12 136	13941	-	275,8	323,85	-	297	267,36	129
	71	14,78	103,4	2,92	34,19	-	13 172	13941	-	274,5	323,85	-	297	264,92	129
11 7/8	67,9	13,97	99,1	2,86	33,54	-	12 625	13813	-	278,7	326,25	-	297	269,72	129
	71,8	14,78	104,56	2,97	33,66	-	13 319	13813	-	277,8	326,25	-	297	268,1	129
12 3/4	50,89	9,5	73,65	2,62	38,45	-	9 382	16048	-	306,2	351	-	297	300,88	129
	58,78	11	84,87	2,83	38,59	-	10 811	16048	-	305,2	351	-	297	297,88	129
	65,13	12,4	95,24	2,95	38,88	-	12 133	16048	-	303,2	351	-	297	295,08	129
	72,87	14	106,98	3,17	39,13	-	13 628	16048	-	301,4	351	-	297	291,88	129
13 3/8	54,5	9,65	78,55	2,77	37,93	-	10 007	15795	-	322	365,12	-	297	316,45	129
	61	10,92	88,55	2,93	38,08	-	11 280	15795	-	321	365,12	-	297	313,91	129
	68	12,19	98,46	3,14	38,23	-	12 543	15795	-	320	365,12	-	297	311,37	129
	72	13,06	105,21	3,04	38,69	-	13 403	15795	-	319,1	365,12	-	297	309,63	129
	77	14	112,46	3,07	38,98	-	14 326	15795	-	315,1	365,12	-	297	307,75	129
	85	15,4	123,17	3,21	39,29	-	15 691	15795	-	313,1	365,12	-	297	304,95	129

We draw your attention to the fact that technical characteristics are for reference only, and any person who uses this information should check its relevance, by contacting the technical department: techsales@tmk-group.com

Strength characteristics of pipes with TMK UP PF threaded connection

Nominal pipe diameter	Pipe specific weight	Pipe wall thickness	Yield Strength in Tension, kN										Minimum Internal Yield Pressure, MPa										Collapse Pressure, MPa									
			Minimum yield strength MPa/Ksi										Minimum yield strength MPa/Ksi										Minimum yield strength MPa/Ksi									
2 3/8	6032	mm	379	552	621	655	758	862	931	966	1035	379	552	621	655	758	862	931	966	1035	379	552	621	655	758	862	931	966	1035			
			55	80	90	90	110	125	135	140	150	150	55	80	90	95	110	125	135	140	150	55	80	90	95	110	125	135	140	150		
			4.60	4.83	319	465	523	552	638	726	784	813	871	531	774	870	918	1062	1208	1305	1354	1450	559	813	915	966	1115	1237	1315	1354	1428	
			5.80	6.45	414	603	678	715	827	941	1016	1054	1130	809	1033	1162	1226	1418	1613	1742	1808	1937	725	1054	1186	1252	1450	1647	1779	1845	1977	
			6.60	7.49	471	686	772	814	942	1072	1157	1201	1287	824	1199	1349	1423	1647	1873	2023	2099	2249	825	1201	1351	1426	1651	1876	2026	2101	2251	
			7.35	8.53	498	725	815	860	995	1132	1223	1268	1359	938	1366	1537	1621	1876	2133	2303	2391	2561	922	1340	1508	1592	1843	2094	2262	2346	2513	
			6.40	5.51	443	645	726	765	886	1007	1088	1129	1210	500	729	820	865	1001	1138	1229	1276	1367	530	770	854	892	1003	1108	1175	1207	1269	
			7.80	7.01	551	802	903	952	1102	1253	1353	1404	1505	637	927	1043	1100	1273	1448	1564	1623	1739	659	958	1078	1138	1317	1497	1617	1677	1796	
			8.60	7.82	607	884	995	1049	1214	1381	1491	1547	1658	710	1035	1164	1228	1421	1616	1745	1810	1940	726	1056	1188	1254	1452	1650	1781	1847	1979	
			9.35	8.64	662	965	1085	1145	1325	1506	1627	1688	1809	785	1143	1286	1356	1570	1785	1928	2000	2143	792	1152	1296	1368	1584	1800	1944	2016	2159	
10.50	9.96	748	1089	1225	1292	1496	1701	1837	1906	2042	905	1318	1482	1563	1809	2058	2222	2306	2471	894	1300	1463	1544	1788	2032	2195	2276	2438				
11.50	11.18	780	1136	1278	1348	1560	1774	1916	1988	2130	1015	1479	1664	1755	2031	2310	2495	2588	2773	984	1432	1610	1700	1968	2237	2416	2505	2684				
7.0	5.49	545	794	893	942	1090	1240	1339	1390	1489	410	597	671	708	819	932	1006	1044	1119	412	543	590	612	672	725	756	770	795				
9.20	6.45	633	922	1038	1094	1266	1440	1555	1614	1729	481	701	788	832	962	1094	1182	1227	1314	511	727	798	833	933	1027	1086	1114	1168				
10.20	7.34	713	1038	1168	1232	1426	1621	1751	1817	1947	548	798	897	946	1095	1245	1345	1396	1495	575	836	941	993	1150	1307	1392	1433	1514				
12.70	9.52	900	1310	1474	1555	1800	2046	2210	2293	2457	710	1034	1164	1227	1421	1615	1745	1810	1940	726	1056	1188	1254	1451	1649	1781	1847	1979				
14.30	10.92	1014	1477	1661	1752	2028	2306	2491	2584	2769	815	1187	1335	1408	1629	1853	2001	2077	2225	818	1190	1338	1413	1636	1859	2007	2082	2230				
15.50	12.09	1106	1610	1812	1911	2211	2515	2716	2818	3019	902	1314	1478	1559	1804	2051	2216	2299	2463	892	1287	1459	1540	1784	2027	2189	2270	2432				
17.00	13.46	1159	1688	1899	2033	2318	2636	2847	2954	3165	1004	1463	1645	1735	2008	2284	2467	2560	2742	975	1418	1596	1684	1950	2216	2394	2482	2660				
9.50	5.74	655	954	1073	1132	1310	1490	1609	1670	1789	375	546	614	648	749	852	920	955	1023	353	454	488	504	545	578	595	603	614				
10.70	6.50	736	1072	1206	1272	1472	1674	1808	1876	2010	424	618	695	733	849	965	1042	1082	1159	437	581	633	657	725	787	824	841	872				
10.70	6.65	752	1095	1232	1299	1504	1710	1847	1916	2053	434	632	711	750	868	987	1066	1106	1186	454	606	661	687	762	828	869	888	923				
13.20	8.38	930	1355	1524	1607	1860	2115	2285	2371	2540	547	797	896	945	1094	1264	1344	1394	1494	574	835	940	992	1149	1304	1389	1430	1511				
16.10	10.54	1143	1664	1872	1975	2286	2599	2807	2913	3121	688	1002	1127	1189	1376	1565	1690	1754	1879	706	1026	1155	1219	1411	1604	1732	1796	1925				

We draw your attention to the fact that technical characteristics are for reference only, and any person who uses this information should check its relevance, by contacting the technical department: techsales@tmk-group.com

TMK UP PF
Strength characteristics of pipes with TMK UP PF threaded connection

Nominal pipe diameter	Pipe specific weight	Pipe wall thickness	Yield Strength in Tension, kN						Minimum Internal Yield Pressure, kN						Collapse Pressure, Mpa															
			Minimum yield strength Mpa/ksi			Minimum yield strength Mpa/ksi			Minimum yield strength Mpa/ksi			Minimum yield strength Mpa/ksi			Minimum yield strength Mpa/ksi															
in	lb/ft	mm	379	552	621	655	758	862	931	966	1035	379	552	621	655	758	862	931	966	1035										
			55	80	90	95	110	125	135	140	150	55	80	90	95	110	125	135	140	150										
4 1/2	114,30	6,35	816	1189	1337	1411	1632	1856	2005	2080	2229	368	537	604	637	737	838	905	939	1006	342	438	470	484	523	552	567	573	581	
		12,60	880	1282	1442	1521	1760	2001	2162	2243	2403	399	581	654	690	798	908	981	1018	1090	395	517	560	580	635	682	708	720	741	
5 1/2	1397	8,56 HKT (tubing)	938	1367	1537	1622	1877	2134	2305	2392	2562	428	623	701	739	855	973	1051	1090	1168	443	590	642	667	738	801	839	857	889	
		15,20	1078	1570	1766	1863	2155	2451	2647	2747	2943	497	723	814	858	993	1130	1220	1266	1356	526	765	843	881	989	1092	1157	1189	1249	
5	127	8,56	1040	1514	1703	1797	2079	2364	2554	2650	2859	497	723	814	858	993	1130	1220	1266	1356	526	765	843	881	989	1092	1157	1189	1249	
		17,00	965	1202	1751	1970	2078	2405	2735	2954	3065	3284	560	816	918	968	1120	1274	1376	1427	1529	587	785	863	900	1013	1173	1333	1440	1492
5 1/2	146,05	18,90	952	1344	1958	2202	2323	2688	3057	3302	3426	3671	634	923	1038	1095	1267	1441	1557	1615	1730	656	954	1073	1133	1312	1491	1611	1670	1790
		21,50	1433	2087	2347	2476	2865	3258	3519	3651	3912	737	1073	1208	1274	1474	1676	1810	1878	2013	750	1090	1227	1295	1499	1704	1840	1908	2044	
5 1/2	1397	6,98	1103	1607	1807	1906	2206	2509	2710	2811	3012	331	483	543	573	663	754	814	845	905	279	344	362	370	388	405	419	425	435	
		17,00	772	1213	1767	1988	2097	2426	2759	2980	3092	3313	367	534	601	633	733	834	900	934	1001	339	433	464	479	515	544	558	563	571
5 3/4	146,05	9,17	1403	2043	2298	2424	2805	3190	3446	3575	3831	435	634	713	752	871	990	1069	1110	1189	456	609	665	691	766	834	875	894	929	
		23,00	1054	1403	2043	2298	2424	2805	3190	3446	3575	3831	500	729	820	865	1001	1138	1229	1275	1367	529	770	854	892	1003	1108	1174	1206	1268
5 3/4	146,05	12,09	1403	2043	2298	2424	2805	3190	3446	3575	3831	574	836	941	992	1148	1305	1410	1463	1568	599	873	982	1036	1198	1364	1472	1527	1636	
		16,14	1159	1688	1899	2003	2318	2636	2847	2954	3165	318	463	521	549	636	723	781	81	868	255	309	323	328	348	368	379	383	389	
5 3/4	146,05	7,7	1268	1847	2078	2192	2537	2885	3116	3233	3464	35	509	593	604	699	795	859	891	955	31	39	415	427	454	473	48	482	497	
		19,62	85	1392	2028	2281	2406	2784	3166	3420	3548	3802	386	562	632	667	772	878	948	984	1054	372	483	521	539	586	626	647	657	672
5 3/4	146,05	9,5	1545	2250	2531	2669	3089	3513	3794	3937	4218	431	628	707	746	863	981	106	110	1178	45	599	653	679	752	817	857	875	909	
		24,01	107	1724	2511	2825	2980	3449	3922	4236	4395	4709	486	708	796	84	912	1105	1194	1239	1327	515	739	812	847	95	1047	1107	1137	1193

We draw your attention to the fact that technical characteristics are for reference only, and any person who uses this information should check its relevance, by contacting the technical department: techsales@tmk-group.com

Strength characteristics of pipes with TMK UP PF threaded connection

Nominal pipe diameter	Pipe specific weight	Pipe wall thickness	Yield Strength in Tension, kN										Minimum Internal Yield Pressure, kN										Collapse Pressure, Mpa									
			Minimum yield strength Mpa/ksi										Minimum yield strength Mpa/ksi										Minimum yield strength Mpa/ksi									
in	lb/ft	mm	379	552	621	655	758	862	931	966	1035	379	552	621	655	758	862	931	966	1035	379	552	621	655	758	862	931	966	1035			
			55	80	90	95	110	125	135	140	150	150	55	80	90	95	110	125	135	140	150	55	80	90	95	110	125	135	140	150		
6 5/8	24,00	732	1403	2043	2299	2424	2806	3191	3446	3576	3831	289	420	473	499	517	656	709	735	788	205	240	255	262	278	288	291	292	293			
			1527	2224	2502	2639	3053	3472	3750	3891	4169	315	453	517	545	631	717	775	804	861	251	302	316	320	342	361	371	375	381			
6 5/8	24,00	894	1696	2470	2779	2931	3392	3858	4166	4323	4632	352	513	577	605	631	801	866	898	962	314	397	423	435	464	484	493	495	506			
			1988	2896	3258	3436	3977	4522	4884	5068	5430	417	608	684	721	835	949	1025	1064	1140	426	563	612	636	701	758	792	808	836			
7	32,00	1206	2243	3267	3676	3877	4486	5102	5510	5718	6126	475	692	779	821	951	1081	1168	1212	1298	505	711	781	815	912	1002	1059	1086	1138			
			1627	2370	2666	2812	3254	3701	3997	4147	4443	300	437	492	519	601	683	738	765	820	225	264	278	286	306	320	326	328	330			
7	26,00	9,19	1845	2687	3023	3189	3690	4196	4532	4702	5038	343	499	562	592	686	780	842	874	936	298	373	396	405	429	444	454	461	474			
			2065	3008	3384	3570	4131	4698	5074	5264	5640	386	563	633	668	773	879	949	985	1055	373	484	522	540	588	628	650	659	675			
7	32,00	11,51	2279	3319	3734	3939	4558	5183	5598	5809	6223	429	625	704	742	859	977	1055	1094	1173	448	594	647	676	744	813	852	870	904			
			2487	3623	4076	4299	4975	5658	6110	6340	6793	472	687	773	816	944	1073	1159	1203	1289	502	703	771	804	899	988	1043	1069	1120			
7 5/8	38,00	13,72	2680	3904	4392	4632	5361	6096	6584	6832	7320	512	745	839	885	1024	1164	1257	1304	1398	540	786	884	927	1044	1156	1227	1261	1327			
			2788	4061	4568	4818	5576	6341	6848	7106	7613	592	863	971	1024	1185	1347	1455	1510	1618	617	898	1010	1066	1235	1403	1515	1571	1684			
7 5/8	46,40	17,45	2788	4061	4568	4818	5576	6341	6848	7106	7613	651	948	1067	1125	1302	1481	1599	1659	1778	652	977	1099	1160	1344	1527	1649	1710	1832			
			1838	2677	3012	3177	3677	4181	4516	4686	5020	285	415	467	493	571	649	701	727	779	200	235	249	256	270	279	281	282	283			
7 5/8	29,70	9,52	2087	3040	3420	3608	4175	4748	5128	5321	5701	326	475	534	563	652	741	801	831	890	269	330	347	354	368	391	403	408	417			
			2376	3461	3894	4107	4753	5405	5837	6057	6489	374	545	613	646	748	851	919	953	1021	351	452	486	502	543	575	592	599	610			
7 5/8	39,00	12,70	2737	3986	4484	4730	5473	6224	6723	6975	7474	435	633	713	752	870	989	1068	1108	1188	456	608	663	690	764	832	873	892	927			
			3048	4440	4995	5268	6097	6933	7488	7770	8325	489	712	801	845	977	1111	1200	1246	1334	518	746	820	856	960	1058	1120	1150	1207			
7 5/8	45,30	15,11	3061	4459	5016	5290	6122	6962	7520	7802	8360	517	754	848	894	1035	1177	1271	1319	1413	546	794	893	943	1065	1179	1253	1288	1357			
			3061	4459	5016	5290	6122	6962	7520	7802	8360	518	750	846	890	1033	1195	1359	1468	1523	1632	621	905	1018	1074	1243	1413	1526	1584	1697		
7 5/8	51,20	17,45	3061	4459	5016	5290	6122	6962	7520	7802	8360	652	950	1069	1127	1305	1484	1602	1663	1782	672	979	1101	1162	1344	1529	1651	1713	1836			

We draw your attention to the fact that technical characteristics are for reference only, and any person who uses this information should check its relevance, by contacting the technical department: techsales@tmk-group.com

Strength characteristics of pipes with TMK UP PF threaded connection

TMK UP PF

Nominal pipe diameter	Pipe specific weight	Pipe wall thickness	Yield Strength in Tension, kN												Minimum Internal Yield Pressure, kN												Collapse Pressure, Mpa													
			Minimum yield strength Mpa/ksi												Minimum yield strength Mpa/ksi												Minimum yield strength Mpa/ksi													
			379	552	621	655	758	862	931	966	1035	1035	379	552	621	655	758	862	931	966	1035	1035	379	552	621	655	758	862	931	966	1035	1035	379	552	621	655	758	862	931	966
in	mm	mm	55	80	90	95	110	125	135	140	150	150	150	150	150	150	150	150	150	150	55	80	90	95	110	125	135	140	150	150	55	80	90	95	110	125	135	140	150	150
8 5/8	219,08	32,00	2237	3258	3665	3866	4474	5087	5495	5701	6109	271	394	443	468	541	616	665	690	739	175	210	222	226	236	237	237	238	239											
		36,00	2527	3681	4141	4368	5055	5748	6208	6642	6902	308	448	504	532	615	700	756	784	840	238	283	293	300	323	340	347	350	353											
9 5/8	244,48	40,00	2826	4116	4630	4884	5652	6427	6942	7203	7717	346	504	567	598	692	787	850	882	945	304	381	405	415	441	457	462	470	48,4											
		44,00	3121	4545	5113	5393	6242	7098	7666	7954	8522	384	560	630	664	769	874	944	980	1050	369	479	517	534	581	619	639	648	663											
9 7/8	250,83	49,00	3453	5029	5657	5967	6905	7853	8481	8800	9429	428	624	702	740	857	974	1052	1092	1170	445	591	644	670	741	804	841	858	891											
		36,00	2507	3652	4108	4333	5014	5702	6159	6384	6847	243	353	397	419	485	552	596	618	662	140	164	168	170	171	172	173	173	174											
9 5/8	244,48	40,00	2800	4078	4588	4839	5600	6368	6878	7129	7646	272	396	446	470	544	619	668	693	743	177	213	224	229	239	243	244	244	245											
		43,50	3071	4473	5032	5308	6142	6985	7544	7820	8387	300	437	491	518	600	682	736	763	819	224	263	277	285	305	319	325	326	327											
9 7/8	250,83	47,00	3319	4834	5438	5736	6638	7549	8153	8451	9064	325	474	533	562	651	740	799	828	888	268	328	345	351	365	389	401	406	414											
		53,50	3801	5536	6227	6568	7601	8644	9336	9677	10379	375	547	615	649	751	854	922	956	1025	354	456	491	506	548	581	599	606	618											
9 7/8	250,83	58,40	4127	6010	6761	7132	8253	9386	10137	10507	11269	410	597	672	708	820	932	1007	1044	1119	413	545	591	613	673	727	758	772	797											
		62,80	4442	6470	7279	7677	8885	10104	10913	11311	12132	420	612	688	726	840	955	1031	1069	1147	430	570	620	643	709	769	803	820	849											
9 7/8	250,83	66,40	4679	6814	7666	8086	9358	10641	11493	11913	12777	444	647	727	767	888	1010	1091	1130	1212	471	631	690	717	797	870	914	935	974											
		72,10	1829	4712	6863	7721	8144	9424	10717	11575	11998	12868	484	704	792	836	967	1100	1188	1231	1321	512	733	805	840	941	1037	1097	1126	1181										
10 3/4	273,05	40,50	889	2796	4072	4582	4832	5592	6360	6869	7119	7636	216	315	354	373	432	491	530	550	119	120	120	121	122	123	124	125												
		45,50	1016	3180	4632	5211	5496	6360	7233	7812	8097	8685	247	359	404	427	494	561	606	628	674	144	171	177	178	179	180	175	176	177										
10 3/4	273,05	51,00	1143	3560	5186	5834	6153	7121	8098	8746	9066	9723	278	404	455	480	555	631	682	707	758	187	222	235	240	252	258	259	260	261										
		55,50	1257	3899	5678	6388	6738	7797	8867	9577	9926	10646	305	445	500	528	611	694	750	777	834	234	277	287	296	318	334	341	344	347										
10 3/4	273,05	60,70	1384	4271	6221	6999	7382	8543	9715	10493	10876	11665	336	490	551	581	672	765	826	856	918	287	356	376	385	405	419	434	440	451										
		65,70	1511	4641	6759	7604	8020	9281	10555	11399	11816	12673	367	535	601	634	734	835	902	935	1002	340	435	466	480	517	546	560	566	574										
10 3/4	273,05	73,20	1707	4849	7063	7946	8381	9699	11029	11912	12347	13243	415	604	679	717	829	943	1019	1056	1132	421	556	604	627	691	746	779	794	828										

We draw your attention to the fact that technical characteristics are for reference only, and any person who uses this information should check its relevance, by contacting the technical department: techsales@tmk-group.com

Strength characteristics of pipes with TMK UP PF threaded connection

Nominal pipe diameter	Pipe specific weight	Pipe wall thickness	Yield Strength in Tension, kN										Minimum Internal Yield Pressure, kN										Collapse Pressure, Mpa									
			Minimum yield strength Mpa/ksi										Minimum yield strength Mpa/ksi										Minimum yield strength Mpa/ksi									
in	lb/ft	mm	379	552	621	655	758	862	931	966	1035	379	552	621	655	758	862	931	966	1035	379	552	621	655	758	862	931	966	1035			
			55	80	90	95	110	125	135	140	150	150	55	80	90	95	110	125	135	140	150	55	80	90	95	110	125	135	140	150		
11 3/4	298,45	8,46	2921	4254	4786	5048	5842	6644	7176	7445	7977	188	274	308	325	376	428	462	479	513	77	78	79	80	81	82	83	84	85			
			4700	5275	5770	6060	6950	7449	8045	8348	8944	212	308	347	366	423	481	520	539	578	10,4	10,5	10,6	10,7	10,8	10,9	11,0	11,1	11,2			
11 3/4	298,45	11,05	3781	5507	6196	6535	7563	8600	9289	9638	10326	246	358	402	424	491	559	603	626	671	14,3	16,9	17,4	17,6	17,7	17,8	17,9	18,0	18,1			
			4230	6161	6931	7310	8460	9620	10390	10781	11551	276	402	452	477	552	628	678	70,4	75,4	18,4	21,9	23,2	23,7	24,9	25,4	25,5	25,6	25,7			
11 3/4	298,45	13,56	4600	6699	7537	7949	9199	10462	11299	11724	12561	301	439	494	521	603	685	74,0	76,8	82,3	22,7	26,7	28,0	28,8	30,8	32,3	32,9	33,1	33,3			
			7100	14,78	4992	7271	8180	8627	9984	11354	12263	12724	328	478	538	568	657	74,7	80,7	83,7	89,7	27,3	33,6	35,4	36,1	37,7	39,7	41,0	41,6	42,5		
11 7/8	301,63	13,97	4785	6969	7840	8269	9570	10883	11754	12196	13067	307	447	503	531	614	699	75,5	78,3	83,9	23,7	28,2	29,2	29,9	32,2	33,9	34,7	35,0	35,3			
			7180	14,78	5048	7352	8271	8724	10096	11481	12400	12866	325	473	533	562	650	739	79,8	82,8	88,8	26,7	32,7	34,4	35,0	36,4	38,8	40,0	40,5	41,3		
12 3/4	323,85	9,50	3556	5179	5826	6145	7111	8087	8734	9063	9710	195	283	319	336	389	443	478	49,6	53,1	8,5	8,6	8,7	8,7	8,8	8,9	9,0	9,1	9,2			
			58,78	11,00	4097	5968	6714	7081	8195	9319	10065	10444	11190	225	328	369	389	451	512	553	574	61,5	12,0	13,5	13,6	13,6	13,7	13,8	13,9	14,0	14,1	
12 3/4	323,85	12,40	4598	6697	7534	7947	9197	10458	11296	11720	12557	254	370	416	439	508	578	624	64,7	69,4	15,2	18,2	19,0	19,3	19,6	19,7	19,8	19,9	20,0			
			72,87	14,00	5165	7523	8463	8926	10330	11747	12688	13165	287	418	470	496	573	652	70,4	73,1	78,3	20,2	23,7	25,2	25,8	27,4	28,3	28,5	28,6	28,7		
13 3/8	339,72	9,65	3792	5524	6214	6554	7585	8626	9316	9666	10357	188	274	309	326	377	429	463	48,0	51,4	7,8	7,9	8,0	8,0	8,1	8,2	8,3	8,4	8,5			
			61,00	10,92	4275	6226	7005	7388	8550	9723	10502	10896	11675	213	311	349	368	426	485	524	54,3	58,2	10,6	10,7	10,8	10,8	10,9	11,0	11,1	11,2	11,3	
13 3/8	339,72	12,19	4754	6924	7789	8216	9508	10812	11678	12117	12982	238	347	390	411	476	541	585	60,7	65,0	15,4	18,4	19,2	19,5	19,9	20,0	20,1	20,2	20,3			
			72,00	13,06	5080	7398	8323	8779	10159	11553	12478	12947	253	371	418	441	510	580	62,6	65,0	69,6	15,4	18,4	19,2	19,5	19,9	20,0	20,1	20,2	20,3		
13 3/8	339,72	17,00	5430	7908	8896	9337	10859	12349	13337	13839	14827	273	398	448	472	547	622	671	69,7	74,6	17,9	21,5	22,7	23,2	24,2	24,6	24,7	24,8	24,9			
			85,00	15,40	5947	8661	9744	10277	11894	13525	14608	15157	301	438	493	520	601	684	739	76,6	82,1	22,6	27,8	28,6	30,7	32,1	32,7	32,9	33,1	33,1		

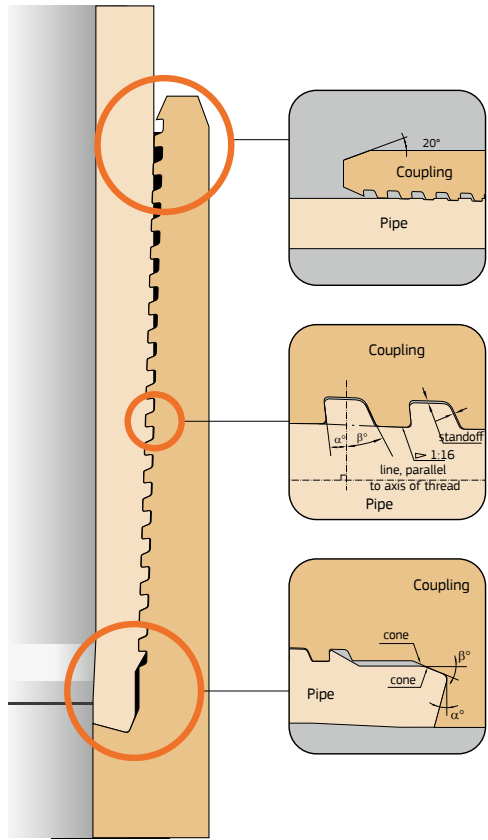
We draw your attention to the fact that technical characteristics are for reference only, and any person who uses this information should check its relevance, by contacting the technical department: techsales@tmk-group.com

Pro Series

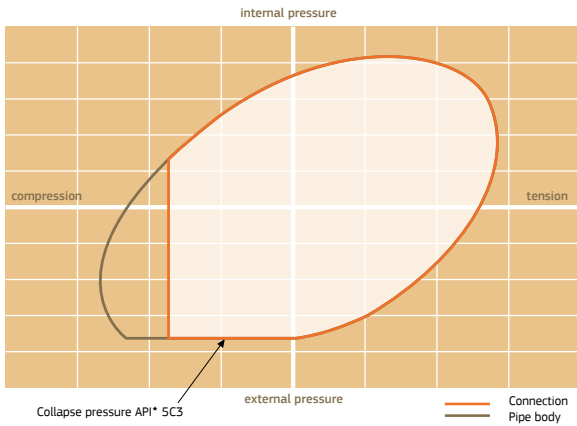
■ Threaded connection
TMK UP PF ET



TMK UP
PF ET



**TMK UP PF ET
Performance Envelope**



TMK UP PF ET for Casing

TMK UP PF ET is a modified TMK UP PF with a larger thread. It has an increased torque (up to 30% related to TMK UP PF) that allows to use the connection while rotating the pipe string during running, cementing, and drilling while casing. TMK UP PF ET provides high gas tightness under particularly difficult operating conditions (extreme bending, compressive, tensile loads, torque, aggressive environment). Qualified to ISO 13679 CAL IV.

Range: 4-1/2"–13-3/8" / 114.3–339.72 mm

Unique Feature:

- 80%** compression efficiency
- 100%** tension efficiency
- Gas-tight metal-to-metal seal
- Over-torque protection during make-up
- Hooked thread profile
- Reduced cross threading
- Robust galling resistance

Application:

- Horizontal and ERD wells
- Gas and oil wells
- RIH with rotation
- Cementing with rotation
- Casing while Drilling (CwD)
- Complicated well trajectory

Nominal pipe diameter	Pipe specific weight	Pipe wall thickness	Weight of plain-end pipes	Removed metal weight (both ends)	Coupling weight		Pipe cross-section area	Critical C/S area of coupling	Critical C/S area of special coupling	Inside diameter of coupling	Outside diameter of coupling	Outside diameter of special coupling	Coupling length	Drift diameter	Length makeupless
	lb/ft	mm	kg/m	kg	Regular	Special	mm ²	mm ²	mm	mm	mm	mm	mm	mm	mm
4 1/2	11,60	6,35	16,91	0,54	5,82	4,62	2 154	2743	2112	10010	12700	123,82	245,00	98,42	103,60
	13,50	7,37	19,44	0,54	5,97	4,76	2 976	2743	2112	98,10	12700	123,82	245,00	96,38	103,60
5	15,10	8,56	22,32	0,55	6,08	4,87	2 844	3760	2210	95,70	12700	123,82	245,00	94,00	103,60
	15,00	7,52	22,16	0,65	7,44	5,39	2 823	3426	2378	110,50	141,30	136,52	250,00	108,78	106,70
	18,00	9,19	26,70	0,66	7,61	5,56	3 401	3426	2378	107,10	141,30	136,52	250,00	105,44	106,70
	21,40	11,10	31,73	0,67	7,81	5,76	4 042	3426	2378	103,30	141,30	136,52	250,00	101,62	106,70
	23,20	12,14	34,39	0,68	7,91	5,86	4 381	3426	2378	101,20	141,30	136,52	250,00	99,54	106,70
5 1/2	24,10	12,70	35,80	0,69	7,97	5,92	4 560	3426	2378	100,10	141,30	136,52	250,00	98,42	106,70
	15,50	6,98	22,85	0,74	8,64	6,44	2 910	3701	2631	124,20	153,67	149,22	265,00	122,56	108,30
	17,00	7,72	25,13	0,74	8,75	6,55	3 201	3701	2631	122,80	153,67	149,22	265,00	121,08	108,30
	20,00	9,17	29,52	0,75	8,97	6,77	3 760	3701	2631	119,90	153,67	149,22	265,00	118,18	108,30
	23,00	10,54	33,57	0,76	9,17	6,97	4 277	3701	2631	117,10	153,67	149,22	265,00	115,44	108,30
6 5/8	26,00	12,09	38,05	0,78	9,4	7,20	4 847	3701	2631	114,00	153,67	149,22	265,00	112,34	108,30
	20,00	7,32	29,06	0,99	14,22	8,08	3 702	6082	3240	151,90	187,71	177,80	265,00	150,46	113,90
	21,25	8,00	31,62	0,99	14,35	8,21	4 028	6082	3240	150,60	187,71	177,80	265,00	149,10	113,90
	24,00	8,94	35,13	1	14,52	8,38	4 475	6082	3240	148,70	187,71	177,80	265,00	147,22	113,90
	28,00	10,59	41,18	1,02	14,82	8,67	5 246	6082	3240	145,40	187,71	177,80	265,00	143,92	113,90
32,00	12,06	46,46	1,04	15,08	8,94	5 919	6082	3240	142,50	187,71	177,80	265,00	140,98	113,90	

We draw your attention to the fact that technical characteristics are for reference only, and any person who uses this information should check its relevance, by contacting the technical department: techsales@tmk-group.com

Geometric parameters of pipes with threaded connection TMK UP PF ET

Nominal pipe diameter		Pipe specific weight	Pipe wall thickness	Weight of plain-end pipes	Removed metal weight (both ends)	Coupling weight		Pipe cross-section area	Critical C/S area of coupling	Critical C/S area of special coupling	Inside diameter of coupling	Outside diameter of coupling	Outside diameter of special coupling	Coupling length	Drift diameter	Length makeuploss
in	mm					Regular	Special									
7	1778	20.00	6.91	29.12	1.15	16.6	8.26	3 710	7366	3493	162.30	2000.3	18732	275.00	160.80	118.70
		23.00	8.05	33.70	1.16	16.78	8.43	4 293	7366	3493	160.00	2000.3	18732	275.00	158.52	118.70
		26.00	9.19	38.21	1.17	16.95	8.61	4 868	7366	3493	157.70	2000.3	18732	275.00	156.24	118.70
		29.00	10.36	42.78	1.18	17.14	8.79	5 450	7366	3493	155.40	2000.3	18732	275.00	153.90	118.70
		32.00	11.51	47.20	1.19	17.31	8.97	6 033	7366	3493	153.10	2000.3	18732	275.00	151.60	118.70
		35.00	12.65	51.52	1.21	17.49	9.14	6 563	7366	3493	150.80	2000.3	18732	275.00	149.32	118.70
		24.00	7.62	34.96	1.38	19.88	12.52	4 454	8077	4919	176.50	215.90	206.38	297.00	175.26	124.90
		26.40	8.33	38.08	1.39	20.03	12.67	4 851	8077	4919	175.10	215.90	206.38	297.00	173.84	124.90
		29.70	9.52	43.24	1.4	20.28	12.92	5 508	8077	4919	172.70	215.90	206.38	297.00	171.46	124.90
		33.70	10.92	49.22	1.42	20.58	13.22	6 270	8077	4919	169.90	215.90	206.38	297.00	168.66	124.90
7 5/8	19368	39.00	12.70	56.68	1.45	20.95	13.59	7 221	8077	4919	166.40	215.90	206.38	297.00	165.10	124.90
		42.80	14.27	63.14	1.48	21.28	13.92	8 043	8077	4919	163.20	215.90	206.38	297.00	161.96	124.90
		45.30	15.11	66.54	1.5	21.46	14.10	8 477	8077	4919	161.60	215.90	206.38	297.00	160.28	124.90
		28.00	7.72	40.24	1.67	25.05	13.97	5 126	10366	5616	201.70	244.48	231.78	297.00	200.46	128.00
		32.00	8.94	46.33	1.68	25.3	14.23	5 902	10366	5616	199.30	244.48	231.78	297.00	198.02	128.00
		36.00	10.16	52.35	1.69	25.56	14.49	6 668	10366	5616	196.90	244.48	231.78	297.00	195.58	128.00
		40.00	11.43	58.53	1.71	25.83	14.75	7 456	10366	5616	194.30	244.48	231.78	297.00	193.04	128.00
		44.00	12.70	64.64	1.74	26.1	15.02	8 234	10366	5616	191.80	244.48	231.78	297.00	190.50	128.00
		49.00	14.15	71.51	1.77	26.41	15.33	9 110	10366	5616	188.90	244.48	231.78	297.00	187.60	128.00
		8 5/8	21908													

We draw your attention to the fact that technical characteristics are for reference only, and any person who uses this information should check its relevance, by contacting the technical department: techsales@tmk-group.com

Nominal pipe diameter	Pipe specific weight		Pipe wall thickness	Weight of plain-end pipes	Removed metal weight (both ends)	Coupling weight		Pipe cross-section area	Critical C/S area of special coupling	Critical C/S area of special coupling	Inside diameter of coupling	Outside diameter of coupling	Outside diameter of special coupling	Coupling length	Drift diameter	Length makeupless	
	lb/ft	kg				kg	kg										
9 5/8	in	mm	36,00	51,93	1,87	27,93	15,68	6 615	11510	6253	224,70	269,88	257,18	297,00	222,63	128,00	
			40,00	57,99	1,89	28,17	15,92	7 388	11510	6253	222,50	269,88	257,18	297,00	220,45	128,00	
	43,50	63,61	1,91	28,4	16,14	8 103	11510	6253	220,50	269,88	257,18	297,00	218,41	128,00			
	47,00	68,75	1,93	28,61	16,35	8 757	11510	6253	218,60	269,88	257,18	297,00	216,53	128,00			
	53,50	78,72	1,97	29,02	16,76	10 028	11510	6253	214,90	269,88	257,18	297,00	212,83	128,00			
	58,40	85,47	2	29,31	17,05	10 888	11510	6253	212,40	269,88	257,18	297,00	210,29	128,00			
	59,40	87,37	2,02	29,39	17,13	11 130	11510	6253	211,60	269,88	257,18	297,00	209,57	128,00			
	64,90	95,73	2,07	29,75	17,49	12 195	11510	6253	208,40	269,88	257,18	297,00	206,37	128,00			
	70,30	103,82	2,13	30,11	17,85	13 225	11510	6253	205,30	269,88	257,18	297,00	203,23	128,00			
	75,60	111,93	2,19	30,47	18,21	14 258	11510	6253	202,10	269,88	257,18	297,00	200,03	128,00			
	9 7/8	in	mm	62,80	92,01	2,53	30,44	-	11 721	12433	-	217,20	276,00	-	297,00	215,10	128,00
				66,40	96,91	2,57	30,65	-	12 345	12433	-	215,40	276,00	-	297,00	213,28	128,00
72,10		104,89	2,62	31	-	13 362	12433	-	212,40	276,00	-	297,00	210,28	128,00			
40,50		57,91	2,09	30,95	17,36	7 378	12795	6968	253,30	298,45	285,75	297,00	251,30	129,00			
45,50		65,87	2,11	31,25	17,66	8 391	12795	6968	250,70	298,45	285,75	297,00	248,76	129,00			
51,00		73,75	2,14	31,55	17,96	9 394	12795	6968	248,20	298,45	285,75	297,00	246,22	129,00			
10 3/4	in	mm	55,50	80,75	2,17	31,82	18,24	10 286	12795	6968	245,90	298,45	285,75	297,00	243,94	129,00	
			60,70	88,47	2,2	32,13	18,54	11 270	12795	6968	243,40	298,45	285,75	297,00	241,40	129,00	
	65,70	96,12	2,24	32,44	18,85	12 244	12795	6968	240,80	298,45	285,75	297,00	238,86	129,00			
	73,20	107,76	2,31	32,92	19,33	13 727	12795	6968	236,90	298,45	285,75	297,00	234,94	129,00			

We draw your attention to the fact that technical characteristics are for reference only, and any person who uses this information should check its relevance, by contacting the technical department: techsales@tmk-group.com

Geometric parameters of pipes with threaded connection TMK UP PF ET

Nominal pipe diameter	Pipe specific weight	Pipe wall thickness	Weight of plain-end pipes	Removed metal weight (both ends)	Coupling weight		Pipe cross-section area	Critical C/S area of coupling	Critical C/S area of special coupling	Inside diameter of coupling	Outside diameter of coupling	Outside diameter of special coupling	Coupling length	Drift diameter	Length makeuploss
					Regular	Special									
in	lb/ft	mm	kg/m	kg	kg	kg	mm ²	mm ²	mm ²	mm	mm	mm	mm	mm	mm
11 3/4	4200	8,46	60,50	2,27	33,6	-	7 707	13941	-	279,50	323,85	-	29700	27756	12900
	4700	9,52	67,83	2,28	33,88	-	8 641	13941	-	277,40	323,85	-	29700	27544	12900
	54,00	11,05	78,32	2,31	34,27	-	9 977	13941	-	274,40	323,85	-	29700	272,38	12900
	6000	12,42	87,61	2,35	34,63	-	11 160	13941	-	271,60	323,85	-	29700	269,64	12900
	6500	13,56	95,27	2,38	34,94	-	12 136	13941	-	269,30	323,85	-	29700	267,36	12900
11 7/8	7100	14,78	103,40	2,43	35,27	-	13 172	13941	-	266,90	323,85	-	29700	264,92	12900
	6790	13,97	99,10	2,43	34,48	-	12 625	13813	-	271,70	326,50	-	29700	269,72	12900
12 3/4	7180	14,78	104,56	2,46	34,7	-	13 319	13813	-	270,10	326,50	-	29700	268,10	12900
	50,89	9,50	73,65	2,5	38,93	-	9 382	16048	-	302,90	351,00	-	29700	300,88	12900
	58,78	11,00	84,87	2,54	39,35	-	10 811	16048	-	299,90	351,00	-	29700	297,88	12900
	65,13	12,40	95,24	2,57	39,76	-	12 133	16048	-	297,10	351,00	-	29700	295,08	12900
13 3/8	72,87	14,00	106,98	2,63	40,22	-	13 628	16048	-	293,90	351,00	-	29700	291,88	12900
	54,50	9,65	78,55	2,62	38,46	-	10 007	15795	-	318,40	365,12	-	29700	316,45	12900
	61,00	10,92	88,55	2,65	38,85	-	11 280	15795	-	315,90	365,12	-	29700	313,91	12900
13 3/8	68,00	12,19	98,46	2,69	39,23	-	12 543	15795	-	313,30	365,12	-	29700	311,37	12900
	72,00	13,06	105,21	2,72	39,5	-	13 403	15795	-	311,60	365,12	-	29700	309,63	12900

We draw your attention to the fact that technical characteristics are for reference only, and any person who uses this information should check its relevance, by contacting the technical department: techsales@tmk-group.com

Nominal pipe diameter	Pipe specific weight	Pipe wall thickness	Yield Strength in Tension, kN										Minimum Internal Yield Pressure, MPa										Collapse Pressure, MPa									
			Minimum yield strength MPa/ksi										Minimum yield strength MPa/ksi										Minimum yield strength MPa/ksi									
in	mm	mm	379	552	621	655	758	862	931	966	1035	379	552	621	655	758	862	931	966	1035	379	552	621	655	758	862	931	966	1035			
			55	80	90	95	110	125	135	140	150	150	55	80	90	95	110	125	135	140	150	55	80	90	95	110	125	135	140	150		
4 1/2	114,30	6,35	816	1189	1337	1411	1632	1856	2005	2080	2229	368	537	604	637	737	838	905	939	1006	342	438	470	484	523	552	567	573	581			
			938	1367	1537	1622	1877	2134	2305	2392	2562	428	623	701	739	855	973	1051	1090	1168	1230	642	801	889	938	1067	1157	1189	1249			
5	127,00	8,56	1078	1570	1766	1863	2155	2451	2647	2747	2943	497	723	814	858	993	1130	1220	1266	1356	526	765	989	881	989	1092	1157	1189	1249			
			15,00	1070	1558	1753	1849	2140	2433	2628	2727	2921	393	572	643	679	785	893	965	1001	1072	384	500	541	560	611	654	678	689	707		
5 1/2	139,70	10,10	1289	1878	2112	2228	2578	2932	3167	3286	3520	480	699	786	829	960	1092	1179	1223	1311	509	723	794	829	928	1022	1080	1108	1162			
			15,50	1298	1891	2128	2444	2597	2953	3190	3310	3546	560	844	950	1002	1159	1318	1424	1478	1583	605	881	991	1046	1211	1376	1446	1541	1651		
6 5/8	168,28	12,06	1298	1891	2128	2244	2597	2953	3190	3310	3546	654	923	1039	1096	1268	1442	1557	1616	1731	656	954	1074	1133	1312	1491	1611	1670	1790			
			17,00	1103	1607	1906	2206	2509	2710	2811	3012	3313	367	534	601	633	733	834	900	934	1001	339	433	464	479	515	544	558	563	571		
6 5/8	168,28	12,06	1403	2043	2298	2424	2805	3190	3446	3575	3831	435	634	713	752	871	990	1069	1110	1189	456	609	665	691	766	834	875	894	929			
			23,00	1054	1403	2043	2298	2424	2805	3190	3446	3575	3831	500	729	820	865	1001	1138	1229	1275	1367	529	770	854	892	1003	1108	1174	1206	1268	
6 5/8	168,28	12,06	1403	2043	2298	2424	2805	3190	3446	3575	3831	574	856	941	992	1148	1305	1410	1463	1568	599	873	982	1036	1198	1364	1472	1527	1636			
			26,00	1209	1403	2043	2298	2424	2805	3190	3446	3575	3831	419	615	699	735	848	904	934	1001	339	433	464	479	515	544	558	563	571		
6 5/8	168,28	12,06	1403	2043	2298	2424	2805	3190	3446	3575	3831	419	615	699	735	848	904	934	1001	1109	456	609	665	691	766	834	875	894	929			
			21,25	8,00	1527	2224	2502	2639	3053	3472	3750	3891	419	615	699	735	848	904	934	1001	1109	456	609	665	691	766	834	875	894	929		
6 5/8	168,28	12,06	1696	2470	2779	2931	3392	3858	4166	4323	4632	352	513	577	609	701	866	898	962	1068	314	397	423	435	464	484	493	506				
			28,00	1059	1988	2896	3258	3436	3977	4522	4884	5068	5430	417	608	684	721	835	949	1025	1064	1140	426	563	612	636	701	758	792	808	836	
6 5/8	168,28	12,06	2243	3267	3676	3877	4486	5102	5510	5718	6126	475	692	779	821	951	1081	1168	1212	1298	905	711	781	815	912	1002	1059	1086	1138			

We draw your attention to the fact that technical characteristics are for reference only, and any person who uses this information should check its relevance, by contacting the technical department: techsales@tmk-group.com

Strength characteristics of pipes with TMK UP PF ET threaded connection

Nominal pipe diameter	Pipe specific weight	Pipe wall thickness	Yield Strength in Tension, kN										Minimum Internal Yield Pressure, MPa										Collapse Pressure, MPa									
			Minimum yield strength MPa/ksi										Minimum yield strength MPa/ksi										Minimum yield strength MPa/ksi									
in	lb/ft	mm	379	552	621	655	758	862	931	966	1035	379	552	621	655	758	862	931	966	1035	379	552	621	655	758	862	931	966	1035			
			55	80	90	95	110	125	135	140	150	55	80	90	95	110	125	135	140	150	55	80	90	95	110	125	135	140	150			
	20.00	6.91	1406	2048	2304	2430	2812	3198	3454	3584	3840	25.8	37.5	42.2	44.5	51.6	58.6	63.3	65.7	70.4	15.7	18.9	24.9	20.0	20.5	20.6	13.7	13.8	13.9			
	23.00	8.05	1627	2370	2666	2812	3254	3701	3997	4147	4443	30.0	43.7	49.2	51.9	60.1	68.3	73.8	76.5	82.0	22.5	26.4	34.7	28.6	30.6	32.0	32.6	32.8	33.0			
7	26.00	9.19	1845	2687	3023	3189	3690	4196	4532	4702	5038	34.3	49.9	56.2	59.2	68.6	78.0	84.2	87.4	93.6	29.8	37.3	48.6	40.5	42.9	44.4	45.4	46.1	47.4			
	29.00	10.36	2065	3008	3384	3570	4131	4698	5074	5264	5640	38.6	56.3	63.3	66.8	77.3	87.9	94.9	98.5	105.5	37.3	48.4	66.3	54.0	58.8	62.8	65.0	65.9	67.5			
	32.00	11.51	2279	3319	3734	3939	4558	5183	5598	5809	6223	42.9	62.5	70.4	74.2	85.9	97.7	105.5	109.4	117.3	44.8	59.4	82.0	67.6	74.4	81.3	85.2	87.0	90.4			
	35.00	12.65	2487	3623	4076	4299	4975	5658	6110	6340	6793	47.2	68.7	77.3	81.6	94.4	107.3	115.9	120.3	128.9	50.2	70.3	89.3	80.4	89.9	98.8	104.3	106.9	112.0			
	24.00	7.62	1688	2459	2766	2917	3376	3839	4147	4303	4610	26.1	38.0	42.8	45.1	52.2	59.3	64.1	66.5	71.3	16.0	19.4	24.9	20.7	21.3	21.4	21.5	21.6	21.7			
	26.40	8.33	1838	2677	3012	3177	3677	4181	4516	4686	5020	28.5	41.5	46.7	49.3	57.1	64.9	70.1	72.7	77.9	20.0	23.5	24.9	25.6	27.0	27.9	28.1	28.2	28.3			
	29.70	9.52	2087	3040	3420	3608	4175	4748	5128	5321	5701	32.6	47.5	53.4	56.3	65.2	74.1	80.1	83.1	89.0	26.9	33.0	34.7	35.4	36.8	39.1	40.3	40.8	41.7			
7 5/8	33.70	10.92	2376	3461	3894	4107	4753	5405	5837	6057	6489	37.4	54.5	61.3	64.6	74.8	85.1	91.9	95.3	102.1	35.1	45.2	48.6	50.2	54.3	57.5	59.2	59.9	61.0			
	39.00	12.70	2737	3986	4484	4730	5473	6224	6723	6975	7474	43.5	63.3	71.3	75.2	87.0	98.9	106.8	110.8	118.8	45.6	60.8	66.3	69.0	76.4	83.2	87.3	89.2	92.7			
	42.80	14.27	3048	4440	4995	5268	6097	6933	7488	7770	8325	48.9	71.2	80.1	84.5	97.7	111.1	120.0	124.6	133.4	51.8	74.6	82.0	85.6	96.0	105.8	112.0	115.0	120.7			
	45.30	15.11	3061	4459	5016	5290	6122	6962	7520	7802	8360	51.7	75.4	84.8	89.4	103.5	117.7	127.1	131.9	141.3	54.6	79.4	89.3	94.3	106.5	117.9	125.3	128.8	135.7			
	28.00	7.72	1943	2830	3183	3358	3886	4419	4772	4952	5306	23.4	34.0	38.3	40.4	46.7	53.2	57.4	59.6	63.8	12.9	14.9	15.0	15.0	15.1	15.2	15.3	15.4	15.5			
	32.00	8.94	2237	3258	3665	3866	4474	5087	5495	5701	6109	27.1	39.4	44.3	46.8	54.1	61.6	66.5	69.0	73.9	17.5	21.0	22.2	22.6	23.6	23.7	23.8	23.9	24.0			
	36.00	10.16	2527	3681	4141	4368	5055	5748	6208	6442	6902	30.8	44.8	50.4	53.2	61.5	70.0	75.6	78.4	84.0	23.8	28.3	29.3	30.0	32.3	34.0	34.7	35.0	35.3			
	40.00	11.43	2826	4116	4630	4884	5652	6427	6942	7203	7717	34.6	50.4	56.7	59.8	69.2	78.7	85.0	88.2	94.5	30.4	38.1	40.5	41.5	44.1	45.7	46.2	47.0	48.4			
8 5/8	44.00	12.70	3121	4545	5113	5393	6242	7098	7666	7954	8522	38.4	56.0	63.0	66.4	76.9	87.4	94.4	98.0	105.0	36.9	47.9	51.7	53.4	58.1	61.9	63.9	64.8	66.3			
	49.00	14.15	3453	5029	5657	5967	6905	7853	8481	8800	9429	42.8	62.4	70.2	74.0	85.7	97.4	105.2	109.2	117.0	44.5	59.1	64.4	67.0	74.1	80.4	84.1	85.8	89.1			

We draw your attention to the fact that technical characteristics are for reference only, and any person who uses this information should check its relevance, by contacting the technical department: techsales@tmk-group.com

Nominal pipe diameter	Pipe specific weight	Pipe wall thickness	Yield Strength in Tension, kN												Minimum Internal Yield Pressure, MPa												Collapse Pressure, MPa											
			Minimum yield strength MPa/ksi												Minimum yield strength MPa/ksi												Minimum yield strength MPa/ksi											
			379	552	621	655	758	862	931	966	1035	1035	379	552	621	655	758	862	931	966	1035	1035	379	552	621	655	758	862	931	966	1035							
9 5/8	244,48	mm	55	80	90	95	110	125	135	140	150	150	55	80	90	95	110	125	135	140	150	55	80	90	95	110	125	135	140	150								
			36,00	25,07	36,52	41,08	43,33	50,14	57,02	61,59	63,84	68,47	24,3	35,3	39,7	41,9	48,5	55,2	59,6	61,8	66,2	14,6	16,8	17,0	17,1	17,2	17,3	17,3	17,3	17,4								
			40,00	28,00	40,78	45,88	48,39	56,00	63,68	68,78	71,29	76,66	27,2	39,6	44,6	47,0	54,4	61,9	66,8	69,3	74,3	17,7	21,3	22,4	22,9	23,9	24,3	24,4	24,4	24,5								
			43,50	30,71	44,73	50,32	53,08	61,42	69,85	75,44	78,20	83,87	30,0	43,7	49,1	51,8	60,0	68,2	73,6	76,3	81,9	22,4	26,3	27,7	28,5	30,5	31,9	32,5	32,6	32,7								
			47,00	33,19	48,54	54,38	57,36	66,38	75,49	81,53	84,51	90,64	32,5	47,4	53,3	56,2	65,1	74,0	79,9	82,8	88,8	26,8	32,8	34,5	35,1	36,5	38,9	40,1	40,6	41,4								
			53,50	38,01	55,36	62,27	65,68	76,01	86,44	93,36	96,77	103,79	37,5	54,7	61,5	64,9	75,1	85,4	92,2	95,6	102,5	35,4	45,6	49,1	50,6	54,8	58,1	59,9	60,6	61,8								
			58,40	41,27	60,10	67,61	71,32	82,53	93,86	101,37	105,07	112,69	41,0	59,7	67,2	70,8	82,0	93,2	100,7	104,4	111,9	41,3	54,5	59,1	61,3	67,3	72,7	75,8	77,2	79,7								
			59,40	41,27	61,44	69,12	72,90	84,37	95,94	103,62	107,40	115,20	42,0	61,1	68,8	72,5	83,9	95,5	103,1	106,9	114,6	43,0	56,9	61,9	64,3	70,9	76,8	80,3	81,9	84,8								
			64,90	47,07	67,34	74,48	78,39	90,75	102,32	110,07	113,92	121,83	46,3	67,4	75,9	80,0	92,6	105,3	113,8	117,9	126,5	49,3	68,0	74,6	77,7	86,7	95,1	100,3	102,7	107,4								
			70,30	48,64	70,32	78,48	82,59	95,99	108,78	116,77	120,86	129,06	50,6	73,7	82,9	87,4	101,1	115,0	124,2	128,8	138,1	53,5	71,8	86,9	90,9	102,2	113,0	119,9	123,2	129,6								
75,60	20,24	43,62	51,48	55,39	69,39	82,75	92,22	107,16	111,07	119,13	54,9	80,0	90,0	94,9	109,8	124,9	134,9	139,8	149,9	57,6	83,8	94,3	99,6	115,3	131,0	139,9	144,0	152,2										
9 7/8	250,83	mm	62,80	44,42	64,70	72,79	76,77	88,85	101,04	109,13	113,11	121,32	42,0	61,2	68,8	72,6	84,0	95,5	103,1	106,9	114,7	43,0	57,0	62,0	64,3	70,9	76,9	80,3	82,0	84,9								
10 3/4	273,05	mm	66,40	16,79	46,79	68,14	76,66	80,86	93,58	106,41	114,93	119,13	127,77	44,4	64,7	72,7	76,7	88,8	101,0	109,1	113,0	121,2	47,1	63,1	69,0	71,7	79,7	87,0	91,4	93,5	97,4							
			72,10	18,29	47,12	68,63	77,21	81,44	94,24	107,17	115,75	119,98	128,68	48,4	70,4	79,2	83,6	96,7	110,0	118,8	123,1	132,1	51,2	73,3	80,5	84,0	94,1	103,7	109,7	112,6	118,1							
			40,50	8,89	27,96	40,72	45,82	48,32	55,92	63,60	68,69	71,9	76,36	21,6	31,5	35,4	37,3	43,2	49,1	53,0	55,0	59,0	10,9	11,9	12,0	12,1	12,2	12,3	12,4	12,5								
			45,50	10,16	31,80	46,32	52,11	54,96	63,60	72,33	78,12	80,97	86,85	24,7	35,9	40,4	42,7	49,4	56,1	60,6	62,8	67,4	14,4	17,1	17,7	17,8	17,9	18,0	17,5	17,6	17,7							
			51,00	11,43	35,60	51,86	58,34	61,53	71,21	80,98	87,46	90,66	97,23	27,8	40,4	45,5	48,0	55,5	63,1	68,2	70,7	75,8	18,7	22,2	23,5	24,0	25,2	23,8	25,9	26,0	26,1							
			55,50	12,57	38,99	56,78	63,88	67,38	77,97	86,67	93,77	99,26	106,46	30,5	44,5	50,0	52,8	61,1	69,4	75,0	77,7	83,4	23,4	27,7	28,7	29,6	31,8	33,4	34,1	34,4	34,7							
			60,70	13,84	42,71	62,21	69,99	73,82	85,43	97,15	104,93	108,76	116,65	33,6	49,0	55,1	58,1	67,2	76,5	82,6	85,6	91,8	28,7	35,6	37,6	38,5	40,5	41,9	43,4	44,0	45,1							
			65,70	15,11	46,41	67,59	76,04	80,20	92,81	105,55	113,99	118,16	126,73	36,7	53,5	60,1	63,4	73,4	83,5	90,2	93,5	100,2	34,0	43,5	46,6	48,0	51,7	54,6	56,0	56,6	57,4							
			73,20	17,07	48,49	70,63	79,46	83,81	96,99	110,29	119,12	123,47	132,43	41,5	60,4	67,9	71,7	82,9	94,3	101,9	105,6	113,2	42,1	55,6	60,4	62,7	69,1	74,6	77,9	79,4	82,8							

We draw your attention to the fact that technical characteristics are for reference only, and any person who uses this information should check its relevance, by contacting the technical department: techsales@tmk-group.com

Pro Series

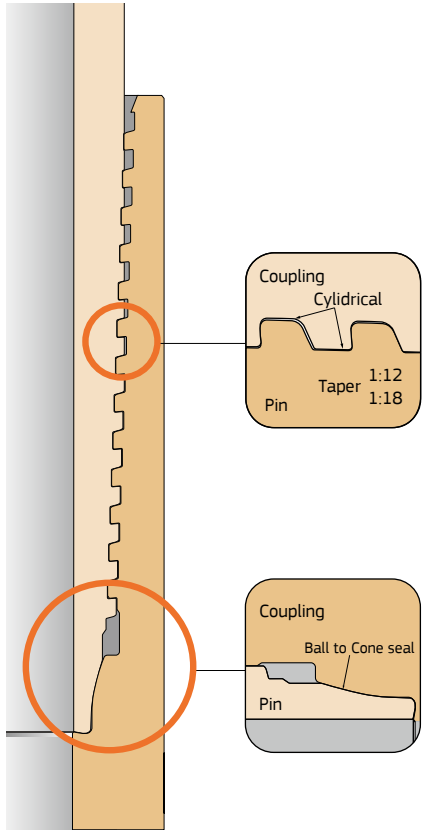


Threaded connection

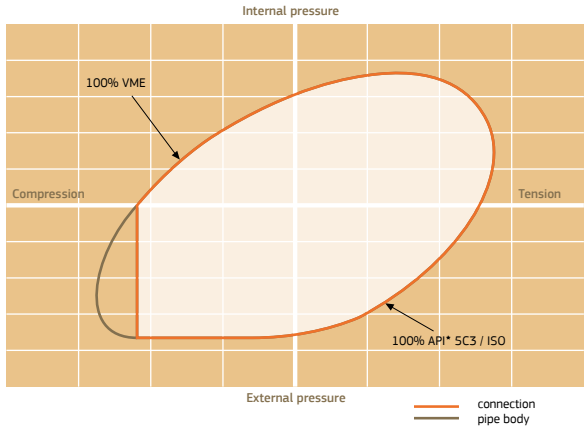
TMK UP CENTUM



TMK UP
CENTUM



TMK UP CENTUM Performance Envelope



TMK UP CENTUM for Casing and Tubing

TMK UP CENTUM is threaded and coupled gas-tight quick-assembly connection for casing and tubing. It has 100% efficiency in both compression and tension that allows to use the connection in deep horizontal wells, in particular, in highly deviated wells with large step out and extended horizontal areas.

Qualified to API* 5C5 CAL IV. Can be used on SAGD projects and for CSS cyclic steam stimulation (ISO 12835 tested).

Tubing: 2 3/8"–4 1/2" / 60,32–114,30 mm

Casing: 4 1/2"–13 5/8" / 114,3–346,08 mm

Unique Feature:

- 100%** compression efficiency
- 100%** tension efficiency
- Gas-tight metal-to-metal seal
- Over-torque protection during make-up
- Quick-assembly connection
- Deep and easy stabbing
- Increased bending capacity
- Hooked thread profile
- Reduced cross threading
- Robust galling resistance

Application:

- Casing and tubing
- Deviated and horizontal wells
- Gas and oil wells
- RIH with rotation
- Cementing with rotation
- HPHT
- SAGD/CSS projects
- Complicated well trajectory

Nominal pipe diameter	Pipe specific weight		Pipe wall thickness	Weight of plain-end pipes	Removed metal weight (both ends)	Coupling weight		Pipe cross-section area	Critical C/S area of special coupling	Critical C/S area of special coupling	Inside diameter of coupling	Outside diameter of coupling	Outside diameter of special coupling	Coupling length	Length makeup loss
	lb/ft	mm				kg	mm								
2 3/8	60.32	4,60	4,83	6,61	0,13	2,06	-	842	-	-	49,7	73	-	170	70
		5,80	6,45	8,57	0,13	2,10	-	1 092	-	-	47,9	73	-	170	70
		6,60	7,49	9,76	0,14	2,12	-	1 243	-	-	46,8	73	-	170	70
		7,35	8,53	10,89	0,14	2,14	-	1 388	-	-	45,7	73	-	170	70
		6,40	5,51	9,17	0,18	3,30	2,20	2,20	1 169	1325	61,5	88,9	83,2	180	73,5
2 7/8	73.02	7,80	7,01	11,41	0,18	3,34	2,26	1 454	2095	2095	59,8	88,9	83,2	180	73,5
		8,60	7,82	12,57	0,18	3,36	2,28	1 602	2095	2095	58,9	88,9	83,2	180	73,5
		9,35	8,64	13,72	0,18	3,38	2,30	1 747	2095	2095	58	88,9	83,2	180	73,5
		10,50	9,96	15,49	0,18	3,42	2,32	1 973	2095	2095	56,7	88,9	83,2	180	73,5
		11,50	11,18	17,05	0,18	3,44	2,36	2 172	2095	2095	55,5	88,9	83,2	180	73,5
3 1/2	88,90	7,70	5,49	11,29	0,36	5,46	3,80	1 439	3142	1540	76,6	108	98,1	210	93,9
		9,20	6,45	13,12	0,37	5,50	3,82	1 671	3142	1540	75,1	108	98,1	210	93,9
		10,20	7,34	14,76	0,37	5,52	3,84	1 881	3142	1540	74,1	108	98,1	210	93,9
		12,70	9,52	18,64	0,47	5,58	3,90	2 374	3142	1540	71,7	108	98,1	210	93,9
		14,30	10,92	21,00	0,47	5,60	3,92	2 675	3142	1540	70,2	108	98,1	210	93,9
4	101,6	15,50	12,09	22,90	0,38	5,64	3,96	2 917	3142	1540	69	108	98,1	210	93,9
		17,00	13,46	25,04	0,38	5,66	4,00	3 190	3142	1540	67,5	108	98,1	210	93,9
		9,50	5,74	13,57	0,42	6,12	3,22	1 729	3557	1792	88,8	120,7	111	210	95
		10,70	6,65	15,57	0,43	6,14	3,26	1 984	3557	1792	87,6	120,7	111	210	95
		13,20	8,38	19,27	0,44	6,20	3,30	2 454	3557	1792	85,7	120,7	111	210	95
		16,10	10,54	23,67	0,44	6,24	3,36	3 015	3557	1792	83,3	120,7	111	210	95

We draw your attention to the fact that technical characteristics are for reference only, and any person who uses this information should check its relevance, by contacting the technical department: techsales@tmk-group.com

Geometrical parameters of pipes with threaded connection TMK UP CENTUM

Nominal pipe diameter	Pipe specific weight	Pipe wall thickness	Weight of plain-end pipes	Removed metal weight (both ends)	Coupling weight		Pipe cross-section area	Critical C/S area of coupling	Critical C/S area of special coupling	Inside diameter of coupling	Outside diameter of coupling	Outside diameter of special coupling	Coupling length	Length makeup loss
					Standard	Special								
in	lb/ft	mm	kg/m	kg	kg	kg	mm ²	mm ²	mm ²	mm	mm	mm	mm	mm
4 1/2	11,60	6,35	16,91	0,30	5,39	4,21	2 154	2696	2069	100,4	127	123,82	240	105
	12,60	6,88	18,23	0,61	7,62	4,66	2 322	3875	2304	99,3	132,1	124,3	240	105
	13,50	7,37	19,44	0,31	5,47	4,29	2 476	2696	2069	98,4	127	123,82	240	105
	13,50	7,37 HKT	19,44	0,61	7,60	4,66	2 476	3875	2304	98,4	132,1	124,3	240	105
	15,10	8,56	22,32	0,31	5,57	4,39	2 844	2696	2069	96	127	123,82	240	105
	15,20	8,56 HKT	22,32	0,61	7,70	4,76	2 844	3875	2304	96	132,1	124,3	240	105
	17,00	9,65	24,90	0,61	7,70	4,76	3 173	3875	2304	96	132,1	124,3	240	105
	18,90	10,92	27,84	0,62	7,80	4,84	3 547	3875	2304	94,8	132,1	124,3	240	105
	21,50	12,70	31,82	0,62	7,88	4,92	4 054	3875	2304	92,9	132,1	124,3	240	105
	17,00	7,72	25,13	0,88	10,36	5,24	3 201	5089	2466	122,2	160,02	149,22	250	119,6
5 1/2	20,00	9,17	29,52	1,29	13,42	6,88	3 760	5370	2747	119,2	160,02	149,22	320	155
	23,00	10,54	33,57	1,29	13,60	7,06	4 277	5370	2747	116,4	160,02	149,22	320	155
	26,00	12,09	38,05	1,30	13,82	7,26	4 847	5370	2747	113,3	160,02	149,22	320	155
	26,80	12,70	39,78	1,31	13,88	7,34	5 067	5370	2747	112,1	160,02	149,22	320	155
	28,40	13,46	41,90	1,38	14,04	7,46	5 338	5370	2747	110,8	160,02	149,22	320	155
	20,00	7,32	29,06	1,02	11,94	6,38	3 702	5796	2951	151,5	187,71	177,8	250	118,1
	24,00	8,94	35,13	1,53	15,80	8,70	4 475	5979	3134	148,2	187,71	177,8	320	149,4
	28,00	10,59	41,18	1,54	15,92	8,82	5 246	5979	3134	144,9	187,71	177,8	320	149,4
	32,00	12,06	46,46	1,55	16,04	8,94	5 919	5979	3134	142	187,71	177,8	320	149,4

We draw your attention to the fact that technical characteristics are for reference only, and any person who uses this information should check its relevance, by contacting the technical department: techsales@tmk-group.com

Nominal pipe diameter	Pipe specific weight		Pipe wall thickness	Weight of plain-end pipes	Removed metal weight (both ends)	Coupling weight		Pipe cross-section area	Critical C/S area of special coupling	Critical C/S area of special coupling	Inside diameter of coupling	Outside diameter of coupling	Outside diameter of special coupling	Coupling length	Length makeup loss
	lb/ft	mm				kg	mm								
7	177,8	23,00	8,05	33,70	1,86	17,24	8,20	4,293	3086	6958	159,5	200,03	187,32	300	139,5
		26,00	9,19	38,21	1,87	18,72	9,08	4,868	3086	6958	157,2	200,03	187,32	320	154,5
		29,00	10,36	42,78	1,87	18,78	9,12	5,450	3086	6958	154,9	200,03	187,32	320	154,5
		32,00	11,51	47,20	1,88	18,82	9,18	6,013	3086	6958	152,6	200,03	187,32	320	154,5
		35,00	12,65	51,52	1,89	18,88	9,24	6,563	3086	6958	150,3	200,03	187,32	320	154,5
7 5/8	193,68	38,00	13,72	55,52	3,18	20,24	10,60	7,072	3086	6958	150,3	200,03	187,32	320	152,7
		29,70	9,52	43,24	1,96	20,22	12,34	5,508	7807	4650	172,5	215,9	206,38	320	152,5
		33,70	10,92	49,22	1,98	20,32	12,44	6,270	7807	4650	169,7	215,9	206,38	320	152,5
		39,00	12,70	56,68	1,98	20,44	15,56	7,221	7807	4650	166,1	215,9	206,38	320	152,5
		36,00	10,16	52,35	2,40	25,92	14,06	6,668	10070	5319	197,1	244,5	231,8	320	154
8 5/8	219,08	40,00	11,43	58,53	2,40	26,00	14,14	7,456	10070	5319	194,5	244,5	231,8	320	154
		44,00	12,70	64,64	2,42	26,08	14,22	8,234	10070	5319	192	244,5	231,8	320	154
		36,00	8,94	51,93	2,28	29,00	15,88	6,615	10904	5647	224,1	269,88	257,18	320	147
		40,00	10,03	57,99	2,65	29,14	16,02	7,388	10904	5647	222	269,88	257,18	320	147
		43,50	11,05	63,61	3,59	30,24	17,12	8,103	12342	7085	219,9	269,88	257,18	320	155
9 5/8	244,48	47,00	11,99	68,75	3,60	30,30	17,18	8,757	12342	7085	218	269,88	257,18	320	155
		53,50	13,84	78,72	3,61	30,42	17,28	10,028	12342	7085	214,3	269,88	257,18	320	155
		62,80	15,88	92,01	5,77	32,30	26,10	11,721	14098	11525	216,6	276	269,88	310	149,4

We draw your attention to the fact that technical characteristics are for reference only, and any person who uses this information should check its relevance, by contacting the technical department: techsales@tmk-group.com

Geometrical parameters of pipes with threaded connection TMK UP CENTUM

Nominal pipe diameter	Pipe specific weight		Pipe wall thickness	Weight of plain-end pipes	Removed metal weight (both ends)	Coupling weight		Pipe cross-section area	Critical C/S area of coupling	Critical C/S area of special coupling	Inside diameter of coupling	Outside diameter of coupling	Outside diameter of special coupling	Coupling length	Length makeup loss
	lb/ft	mm				kg	mm								
in	mm	40,50	8,89	57,91	6,28	36,54	22,00	7 378	12192	6365	252,8	298,45	285,75	310	147,7
		45,50	10,16	65,87	2,60	30,78	16,68	8 391	12192	6365	250,3	298,45	285,75	310	147,7
10 3/4	273,05	51,00	11,43	73,75	5,19	34,32	19,78	9 394	13967	8140	247,7	298,45	285,75	320	154,7
		55,50	12,57	80,75	5,20	34,40	19,86	10 286	13967	8140	245,4	298,45	285,75	320	154,7
		60,70	13,84	88,47	5,22	34,49	19,95	11 270	13967	8140	242,9	298,45	285,75	320	154,7
		65,70	15,11	96,12	2,62	30,90	16,80	12 244	14928	9100	250,3	298,45	285,75	320	148,8
12 3/4	323,85	50,89	9,50	73,65	3,40	38,70	-	9 382	15480	-	302,4	351	-	310	149,8
		58,78	11,00	84,87	3,36	39,10	-	10 811	15480	-	299,2	351	-	310	149,8
13 3/8	339,72	54,50	9,65	78,55	3,43	38,40	-	10 007	15189	-	318	365,12	-	310	147,9
		61,00	10,92	88,55	3,45	38,60	-	11 280	15189	-	315,4	365,12	-	310	147,9
		68,00	12,19	98,46	5,30	41,10	-	12 543	16667	-	312,9	365,12	-	310	145,4
13 5/8	346,08	72,00	13,06	105,21	5,31	41,20	-	13 403	16667	-	311,1	365,12	-	310	145,4
		88,20	15,88	129,31	7,87	46,30	-	16 473	19358	-	312,7	372,5	-	310	144,9

We draw your attention to the fact that technical characteristics are for reference only, and any person who uses this information should check its relevance, by contacting the technical department: techsales@tmk-group.com

Strengthen characteristics of pipes with TMK UP CENTUM threaded connection

Nominal pipe diameter	Pipe specific weight	Pipe wall thickness	Yield Strength in Tension, kN				Minimum Internal Yield Pressure, MPa				Collapse Pressure, MPa																							
			Minimum yield strength MPa/ksi				Minimum yield strength MPa/ksi				Minimum yield strength MPa/ksi																							
in	lb/ft	mm	379	552	621	655	758	862	931	966	1035	379	552	621	655	758	862	931	966	1035														
			55	80	90	95	110	125	135	140	150	55	80	90	95	110	125	135	140	150														
	11.60	6.35	784	1142	1285	1355	1568	1783	1926	-	36.8	53.7	60.4	63.7	73.7	83.8	90.5	-	34.2	43.8	47.0	48.4	52.3	55.2	56.7	-								
			12.60	6.88	838	1220	1372	1448	1675	-	2058	2135	2287	399	581	65.4	69.0	79.8	-	98.1	101.8	109.0	39.5	51.7	56.0	58.0	63.5	-	70.8	72.0	74.1			
4 1/2	15.10	8.56	838	1220	1372	1448	1675	-	2058	2135	2287	428	623	701	739	85.5	97.3	105.1	-	44.3	59.0	64.2	66.7	73.8	80.1	83.9	-	-	-	-				
			15.20	8.56	838	1220	1372	1448	1675	-	2058	2135	2287	497	723	81.4	85.8	99.3	113.0	122.0	-	52.6	76.5	84.3	88.1	98.9	109.2	115.7	-	-	-	-		
5 1/2	17.00	9.65	838	1220	1372	1448	1675	-	2058	2135	2287	560	81.6	91.8	96.8	112.0	-	137.6	142.7	152.9	58.7	85.3	96.0	101.3	117.3	-	144.0	149.2	157.8	-	-			
			18.90	10.92	838	1220	1372	1448	1675	-	2058	2135	2287	63.4	92.3	103.8	109.5	126.7	-	155.7	161.5	173.0	65.6	95.4	107.3	113.3	131.2	-	161.0	166.9	178.9	-	-	
	21.50	12.70	838	1220	1372	1448	1675	-	2058	2135	2287	73.7	107.3	120.8	127.4	147.4	-	181.0	187.8	201.3	75.0	109.0	122.7	129.5	149.9	-	184.0	190.8	204.4	-	-			
			17.00	7.72	1213	1767	1988	2097	2426	2759	2980	-	36.7	53.4	60.1	63.3	73.3	83.4	90.0	-	33.9	43.3	46.4	47.9	51.5	54.4	55.8	-	-	-	-	-		
6 5/8	23.00	10.54	1425	2076	2335	2463	2850	3241	3501	-	43.5	63.4	71.3	75.2	87.1	99.0	106.9	-	45.6	60.9	66.5	69.1	76.5	83.3	87.5	-	-	-	-	-	-			
			26.00	12.09	1837	2675	3010	3175	3674	4178	4512	-	57.4	83.6	94.1	99.2	114.8	130.5	141.0	-	52.9	77.0	85.4	89.2	100.2	110.7	117.4	-	-	-	-	-	-	
	26.80	12.70	1920	2797	3147	3319	3841	4368	4717	-	60.3	87.8	98.8	104.2	120.6	137.1	148.1	-	62.6	91.2	102.6	108.3	125.3	142.5	153.9	-	-	-	-	-	-	-		
			28.40	13.46	2023	2947	3315	3496	4046	4601	4970	-	63.9	93.1	104.7	110.4	127.8	145.3	157.0	-	66.0	96.1	108.1	114.1	132.0	150.1	162.1	-	-	-	-	-	-	-
6 5/8	28.00	10.59	1403	2043	2299	2424	2806	3191	3446	-	28.9	42.0	47.3	49.9	57.7	65.6	70.9	-	20.5	24.0	25.5	26.2	27.8	28.8	29.1	-	-	-	-	-	-	-		
			32.00	12.06	1988	2896	3258	3436	3977	4522	4884	-	35.2	51.3	57.7	60.3	70.5	80.1	86.6	-	31.4	39.7	42.3	43.5	46.4	48.4	49.3	-	-	-	-	-	-	-
			2800	1059	1988	2896	3258	3436	3977	4522	4884	-	41.7	60.8	68.4	72.1	83.5	94.9	102.5	-	42.6	56.3	61.2	63.6	70.1	75.8	79.2	-	-	-	-	-	-	
			32.00	12.06	2243	3267	3676	3877	4486	5102	5510	-	47.5	69.2	77.9	82.1	95.1	108.1	116.8	-	50.5	71.1	78.1	81.5	91.2	100.2	105.9	-	-	-	-	-	-	-

We draw your attention to the fact that technical characteristics are for reference only, and any person who uses this information should check its relevance, by contacting the technical department: techsales@tmk-group.com

Nominal pipe diameter	Pipe specific weight	Pipe wall thickness	Yield Strength in Tension, kN										Minimum Internal Yield Pressure, MPa										Collapse Pressure, MPa									
			Minimum yield strength MPa/ksi										Minimum yield strength MPa/ksi										Minimum yield strength MPa/ksi									
			379	552	621	655	758	862	931	966	1035	379	552	621	655	758	862	931	966	1035	379	552	621	655	758	862	931	966	1035			
in	mm	lb/ft	mm	379	552	621	655	758	862	931	966	1035	379	552	621	655	758	862	931	966	1035	379	552	621	655	758	862	931	966	1035		
7	177,80	23,00	8,05	1627	2370	2666	2812	3254	3701	3997	-	-	-	-	-	-	-	-	-	-	-	-	-	-	-	-	-	-	-	-		
		26,00	9,19	1845	2687	3023	3189	3690	4196	4532	-	-	-	-	-	-	-	-	-	-	-	-	-	-	-	-	-	-	-	-	-	
7	177,80	29,00	10,36	2065	3008	3384	3570	4131	4698	5074	-	-	-	-	-	-	-	-	-	-	-	-	-	-	-	-	-	-	-	-		
		32,00	11,51	2279	3319	3734	3939	4558	5183	5598	-	-	-	-	-	-	-	-	-	-	-	-	-	-	-	-	-	-	-	-	-	
7 5/8	193,68	35,00	12,65	2487	3623	4076	4299	4975	5658	6110	-	-	-	-	-	-	-	-	-	-	-	-	-	-	-	-	-	-	-	-		
		38,00	13,72	2637	3904	4392	4632	5361	6096	6584	-	-	-	-	-	-	-	-	-	-	-	-	-	-	-	-	-	-	-	-	-	
8 5/8	219,08	29,70	9,52	2087	3040	3420	3608	4175	4748	5128	-	-	-	-	-	-	-	-	-	-	-	-	-	-	-	-	-	-	-	-		
		33,70	10,92	2376	3461	3894	4107	4753	5405	5837	-	-	-	-	-	-	-	-	-	-	-	-	-	-	-	-	-	-	-	-	-	
8 5/8	219,08	39,00	12,70	2737	3986	4484	4730	5473	6224	6723	-	-	-	-	-	-	-	-	-	-	-	-	-	-	-	-	-	-	-	-		
		36,00	10,16	2527	3681	4141	4368	5055	5748	6208	-	-	-	-	-	-	-	-	-	-	-	-	-	-	-	-	-	-	-	-	-	
9 7/8	250,83	40,00	11,43	2826	4116	4630	4884	5652	6427	6942	-	-	-	-	-	-	-	-	-	-	-	-	-	-	-	-	-	-	-	-		
		44,00	12,70	3121	4545	5113	5393	6242	7098	7666	-	-	-	-	-	-	-	-	-	-	-	-	-	-	-	-	-	-	-	-	-	
9 7/8	250,83	36,00	8,94	2507	3652	4108	4333	5014	5702	6159	-	-	-	-	-	-	-	-	-	-	-	-	-	-	-	-	-	-	-	-		
		40,00	10,03	2800	4078	4588	4839	5600	6368	6878	-	-	-	-	-	-	-	-	-	-	-	-	-	-	-	-	-	-	-	-	-	
9 7/8	250,83	43,50	11,05	3071	4473	5032	5308	6142	6985	7544	-	-	-	-	-	-	-	-	-	-	-	-	-	-	-	-	-	-	-	-		
		47,00	13,99	3319	4834	5438	5736	6638	7549	8153	-	-	-	-	-	-	-	-	-	-	-	-	-	-	-	-	-	-	-	-	-	
9 7/8	250,83	53,50	13,84	3801	5536	6227	6568	7601	8644	9336	-	-	-	-	-	-	-	-	-	-	-	-	-	-	-	-	-	-	-	-		
		62,80	15,88	4442	6470	7279	7677	8885	10104	10913	-	-	-	-	-	-	-	-	-	-	-	-	-	-	-	-	-	-	-	-	-	

We draw your attention to the fact that technical characteristics are for reference only, and any person who uses this information should check its relevance, by contacting the technical department: techsales@tmk-group.com

Strength characteristics of pipes with TMK UP CENTUM threaded connection

Nominal pipe diameter	Pipe specific weight	Pipe wall thickness	Yield Strength in Tension, kN						Minimum Internal Yield Pressure, MPa						Collapse Pressure, MPa														
			Minimum yield strength MPa/ksi						Minimum yield strength MPa/ksi						Minimum yield strength MPa/ksi														
in	lb/ft	mm	379	552	621	655	758	862	931	966	1035	379	552	621	655	758	862	931	966	1035	379	552	621	655	758	862	931	966	1035
			55	80	90	95	110	125	135	140	150	55	80	90	95	110	125	135	140	150	55	80	90	95	110	125	135	140	150
10 3/4	273,05	8.89	2796	4072	4582	4832	5592	6360	6869	-	21.6	31.5	35.4	37.3	43.2	49.1	53.0	-	-	10.9	11.9	11.9	12.0	12.1	12.2	12.3	-	-	
		45.50	3180	4632	5211	5496	6360	7233	7812	-	-	24.7	35.9	40.4	42.7	49.4	56.1	60.6	-	-	14.4	17.1	17.7	17.8	17.9	18.0	18.1	-	-
12 3/4	323,85	51.00	1143	3560	5186	5834	6153	7121	8098	8746	-	27.8	40.4	45.5	48.0	55.5	63.1	68.2	-	-	18.7	22.2	23.5	24.0	25.2	25.8	25.9	-	-
		55.50	3899	5678	6388	6738	7797	8867	9577	-	30.5	44.5	50.0	52.8	61.1	69.4	75.0	-	-	23.4	27.7	28.7	29.6	31.8	33.4	34.1	-	-	
13 3/8	339,72	60.70	1384	4271	6221	6999	7382	8543	9715	10493	-	33.6	49.0	55.1	58.1	67.2	76.5	82.6	-	-	28.7	35.6	37.6	38.5	40.5	41.9	43.4	-	-
		65.70	1511	4641	6759	7604	8020	9281	10555	11399	-	36.7	53.5	60.1	63.4	73.4	83.5	90.2	-	-	33.9	43.5	46.6	48.0	51.7	54.6	56.0	-	-
13 5/8	346,08	50.89	9.50	3556	5179	5826	6145	7111	8087	8734	-	19.5	28.3	31.9	33.6	38.9	44.3	47.8	-	-	8.5	8.6	8.7	8.7	8.8	8.9	9.0	-	-
		58.78	11.00	4097	5968	6714	7081	8195	9319	10065	-	22.5	32.8	36.9	38.9	45.1	51.2	55.3	-	-	12.0	13.5	13.6	13.6	13.7	13.8	13.9	-	-
13 7/8	359,72	54.50	9.65	3792	5524	6214	6554	7585	8626	9316	-	18.8	27.4	30.9	32.6	37.7	42.9	46.3	-	-	7.8	7.9	8.0	8.0	8.1	8.2	8.3	-	-
		61.00	10.92	4275	6226	7005	7388	8550	9723	10502	-	21.3	31.1	34.9	36.8	42.6	48.5	52.4	-	-	10.6	10.7	10.8	10.8	10.9	11.0	11.1	-	-
13 9/8	372,00	68.00	12.19	4754	6924	7789	8216	9508	10812	11678	-	23.8	34.7	39.0	41.1	47.6	54.1	58.5	-	-	13.4	15.6	16.0	16.1	16.2	16.3	16.4	-	-
		72.00	13.06	5080	7398	8323	8779	10159	11553	12478	-	25.5	37.1	41.8	44.1	51.0	58.0	62.6	-	-	15.4	18.4	19.2	19.5	19.9	20.0	20.1	-	-
13 11/8	364,08	58.20	15.88	6243	9093	10230	10790	12487	14200	15337	-	30.4	44.3	49.9	52.6	60.9	69.2	74.8	-	-	23.2	27.4	28.5	29.4	31.5	33.1	33.8	-	-

We draw your attention to the fact that technical characteristics are for reference only, and any person who uses this information should check its relevance, by contacting the technical department: techsales@tmk-group.com

Pro Series

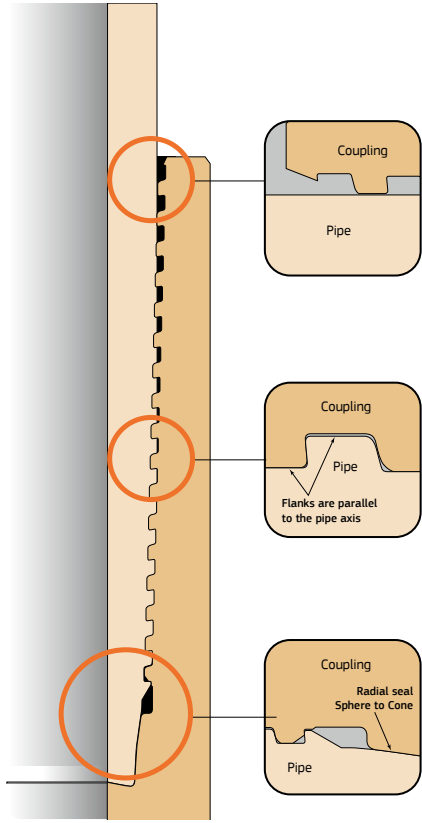


Threaded connection

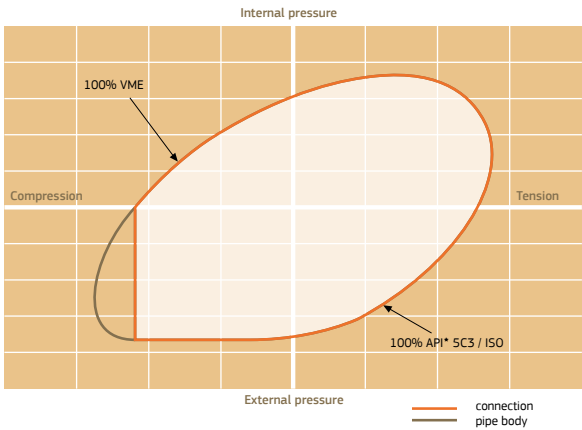
TMK UP CENTUM ET



TMK UP
CENTUM
ET



**TMK UP CENTUM ET
Performance Envelope**



TMK UP CENTUM ET for Casing and Tubing

TMK UP CENTUM ET is threaded and coupled gas-tight connection for casing and tubing. It has 100% efficiency in both compression and tension that allows to use the connection in deep horizontal wells, in particular, in highly deviated wells with large step out and extended horizontal areas. It provides increased operational torque relative to TMK UP CENTUM.

Range:

Tubing 3 1/2"–4 1/2" / 88.9–114.3 mm

Casing 4 1/2"–7" / 114.3–177.8 mm

Unique Feature:

- 100%** compression efficiency
- 100%** tension efficiency
- Gas-tight metal-to-metal seal
- Over-torque protection during make-up
- Increased torque resistance

Application:

- Casing and tubing
- Deviated and horizontal wells, ERD wells
- Gas and oil wells
- RIH with rotation
- Cementing with rotation

Nominal pipe diameter		Pipe specific weight	Pipe wall thickness	Weight of plain-end pipes	Pipe cross-section area	Coupling C/S area	Special coupling C/S area	Alternative coupling C/S area	Inside diameter of coupling	Outside diameter of coupling	Outside diameter of special coupling	Outside diameter of alternative coupling	Coupling length	Drift diameter	Length makeup loss
in	mm	lb/ft	mm	kg/m	mm ²	mm ²	mm ²	mm ²	mm	mm	mm	mm	mm	mm	mm
1	2	3	4	5	6	7	8	9	10	11	12	13	14	15	16
		7,70	5,49	11,29	1,439	3148	1545	2158	2158	76,80	108,00	98,10	102,00	210,0	74,74
3 1/2	88,90	9,20	6,45	13,12	1,671	3148	1545	2158	76,00	108,00	98,10	102,00	210,0	72,82	96,8
		10,20	7,34	14,76	1,881	3148	1545	2158	74,30	108,00	98,10	102,00	210,0	71,04	96,8
		12,70	9,52	18,65	2,374	3148	1545	2158	69,90	108,00	98,10	102,00	210,0	66,68	96,8
		14,30	10,92	21,00	2,675	3148	1545	2158	67,10	108,00	98,10	102,00	210,0	63,88	96,8
		15,50	12,09	22,90	2,917	3148	1545	2158	64,80	108,00	98,10	102,00	210,0	61,54	96,8
4	101,60	9,50	5,74	13,57	1,729	3557	1809	-	89,10	120,70	111,10	-	220,0	86,94	101,8
		10,70	6,65	15,57	1,984	3557	1809	-	88,30	120,70	111,10	-	220,0	85,12	101,8
		11,35	7,26	17,26	2,152	3557	1809	-	87,10	120,70	111,10	-	220,0	83,90	101,8
		13,20	8,38	19,27	2,454	3557	1809	-	84,90	120,70	111,10	-	220,0	81,66	101,8
		14,71	9,65	22,10	2,788	3557	1809	-	82,30	120,70	111,10	-	220,0	79,12	101,8
		16,10	10,54	23,67	3,015	3557	1809	-	80,60	120,70	111,10	-	220,0	77,34	101,8
4 1/2	114,30	11,60	6,35	16,91	2,154	3973	2048	2674	100,50	133,35	123,82	127,00	250,0	98,42	106,7
		12,60	6,88	18,23	2,322	3973	2048	2674	100,50	133,35	123,82	127,00	250,0	97,36	106,7
		13,50	7,37	19,44	2,476	3973	2048	2674	99,60	133,35	123,82	127,00	250,0	96,38	106,7
		15,10	8,56	22,32	2,844	3973	2048	2674	97,20	133,35	123,82	127,00	250,0	94,00	106,7
		17,00	9,65	24,90	3,173	3973	2048	2674	95,00	133,35	123,82	127,00	250,0	91,82	106,7
		18,90	10,92	27,84	3,547	3973	2048	2674	92,50	133,35	123,82	127,00	250,0	89,28	106,7
5 1/2	139,70	21,50	12,70	31,82	4,054	4289	2048	2674	88,90	134,85	123,82	127,00	250,0	85,72	106,7
		17,00	7,72	25,13	3,201	5167	2544	-	124,30	160,02	149,22	-	260	121,08	122
		20,00	9,17	29,52	3,760	5167	2544	-	121,40	160,02	149,22	-	260	118,18	122
		23,00	10,54	33,57	4,277	5167	2544	-	118,60	160,02	149,22	-	260	115,44	122
		26,00	12,09	38,05	4,847	5167	2544	-	115,50	160,02	149,22	-	260	112,34	122
		26,80	12,7	39,78	5,067	5167	2544	-	114,30	160,02	149,22	-	260	111,12	122

Geometrical parameters of pipes with threaded connection TMK UP CENTUM

Nominal pipe diameter		Pipe specific weight	Pipe wall thickness	Weight of plain-end pipes	Pipe cross-section area	Coupling C/S area	Special coupling C/S area	Alternative coupling C/S area	Inside diameter of coupling	Outside diameter of special coupling	Outside diameter of alternative coupling	Coupling length	Drift diameter	Length makeup loss	
in	mm	lb/ft	mm	kg/m	mm ²	mm ²	mm ²	mm ²	mm	mm	mm	mm	mm	mm	
1	2	3	4	5	6	7	8	9	10	11	12	13	14	15	16
		20,00	7,32	29,06	3 702	5822	2977	-	152,80	187,71	177,80	-	260	150,46	122
6 5/8	168,28	24,00	8,94	35,13	4 475	5822	2977	-	150,40	187,71	177,80	-	260	147,22	122
		28,00	10,59	41,18	5 246	5822	2977	-	147,10	187,71	177,80	-	260	143,92	122
		32,00	12,06	46,46	5 919	5822	2977	-	144,20	187,71	177,80	-	260	140,98	122
		23,00	8,05	33,7	4 293	7097	3230	4024	160,30	200,03	187,32	190,00	280	158,52	131,6
		26,00	9,19	38,21	4 868	7097	3230	4024	159,40	200,03	187,32	190,00	280	156,24	131,6
7	177,80	29,00	10,36	42,78	5 450	7097	3230	4024	157,10	200,03	187,32	190,00	280	153,9	131,6
		32,00	11,51	47,2	6 013	7097	3230	4024	154,80	200,03	187,32	190,00	280	151,6	131,6
		35,00	12,65	51,52	6 563	7097	3230	4024	152,50	200,03	187,32	190,00	280	149,32	131,6

We draw your attention to the fact that technical characteristics are for reference only, and any person who uses this information should check its relevance, by contacting the technical department: techsales@tmk-group.com

Nominal pipe diameter	Pipe specific weight	Pipe wall thickness	Yield Strength in Tension, kN						Minimum Internal Yield Pressure, MPa						Collapse Pressure, MPa					
			Minimum yield strength MPa/ksi						Minimum yield strength MPa/ksi						Minimum yield strength MPa/ksi					
	in	mm	379	552	621	655	758	862	931	966	1035	379	552	621	655	758	862	931	966	1035
			55	80	90	95	110	125	135	140	150	55	80	90	95	110	125	135	140	150
	7.70	5.49	545	794	893	942	1090	1240	1338	1390	1489	41.0	59.7	67.1	70.8	81.9	93.2	100.5	104.4	111.9
	9.20	6.45	633	922	1038	1094	1266	1440	1554	1614	1729	48.1	70.1	78.8	83.2	96.2	109.4	118.1	122.7	131.4
	10.20	7.34	713	1038	1168	1232	1426	1621	1749	1817	1947	54.8	79.8	89.7	94.6	109.5	124.5	134.4	139.6	149.5
3 1/2	88.90	9.52	900	1310	1474	1555	1800	2046	2208	2293	2457	71.0	103.4	116.4	122.7	142.1	161.5	174.3	181.0	194.0
	14.30	10.92	1014	1477	1661	1752	2028	2306	2488	2584	2769	81.5	118.7	133.5	140.8	162.9	185.3	199.9	207.7	222.5
	15.50	12.09	1106	1610	1812	1911	2211	2515	2713	2818	3019	90.2	131.4	147.8	155.9	180.4	205.1	221.3	229.9	246.3
	9.50	5.74	655	954	1073	1132	1310	1490	1608	1670	1789	37.5	54.6	61.4	64.8	74.9	85.2	91.9	95.5	102.3
	10.70	6.65	752	1095	1232	1299	1504	1710	1845	1916	2053	43.4	63.2	71.1	75.0	86.8	98.7	106.5	110.6	118.6
	11.35	7.26	815	1188	1336	1409	1631	1855	2001	2079	2227	47.4	69.0	77.7	81.9	94.8	107.8	116.3	120.8	129.4
4	13.20	8.38	930	1355	1524	1607	1860	2115	2282	2371	2540	54.7	79.7	89.6	94.5	109.4	124.4	134.2	139.4	149.4
	14.71	9.65	1056	1539	1731	1826	2113	2403	2592	2693	2885	63.0	91.8	103.2	108.9	126.0	143.3	154.6	160.6	172.0
	16.10	10.54	1143	1664	1872	1975	2286	2599	2804	2913	3121	68.8	100.2	112.7	118.9	137.6	156.5	168.8	175.4	187.9
	11.60	6.35	816	1189	1337	1411	1632	1856	2003	2080	2229	36.8	53.7	60.4	63.7	73.7	83.8	90.4	93.9	100.6
	12.60	6.88	880	1282	1442	1521	1760	2001	2159	2243	2403	39.9	58.1	65.4	69.0	79.8	90.8	98.0	101.8	109.0
	13.50	7.37	938	1367	1537	1622	1877	2134	2303	2392	2562	42.8	62.3	70.1	73.9	85.5	97.3	104.9	109.0	116.8
4 1/2	114.30	8.56	1078	1570	1766	1863	2155	2451	2645	2747	2943	49.7	72.3	81.4	85.8	99.3	113.0	121.9	126.6	135.6
	17.00	9.65	1202	1751	1970	2078	2405	2735	2951	3065	3284	56.0	81.6	91.8	96.8	112.0	127.4	137.4	142.7	152.9
	18.90	10.92	1344	1958	2202	2323	2688	3028	3268	3426	3671	63.4	90.3	103.8	109.5	126.7	144.1	155.5	161.5	173.0
	21.50	12.70	1536	2238	2517	2655	3073	3494	3770	3916	4196	73.7	107.3	120.8	127.4	147.4	167.6	180.8	187.8	201.3

Strength characteristics of pipes with TMK UP CENTUM ET

Nominal pipe diameter	Pipe weight	Pipe wall thickness	Yield Strength in Tension, kN										Minimum Internal Yield Pressure, MPa										Collapse Pressure, MPa									
			Minimum yield strength MPa/ksi										Minimum yield strength MPa/ksi										Minimum yield strength MPa/ksi									
in	lb/ft	mm	379	552	621	655	758	862	931	966	1035	379	552	621	655	758	862	931	966	1035	379	552	621	655	758	862	931	966	1035			
			55	80	90	95	110	125	135	140	150	55	80	90	95	110	125	135	140	150	55	80	90	95	110	125	135	140	150			
5 1/2	17.00	7.72	1213	1767	1988	2097	2426	2759	2977	3092	3313	36.7	53.4	60.1	63.3	73.3	83.4	89.9	93.4	100.1	33.9	43.3	46.4	47.9	51.5	54.4	55.8	57.1				
			1425	2076	2335	2463	2850	3241	3497	3633	3892	43.5	63.4	71.3	75.2	87.1	99.0	106.8	111.0	118.9	45.6	60.9	66.5	69.1	76.6	83.4	87.5	89.4	92.9			
23.00	10.54	16.21	2361	2656	2801	3242	3687	3977	4131	4426	50.0	72.9	82.0	86.5	100.1	113.8	122.8	127.5	136.7	52.9	77.0	85.4	89.2	100.3	110.8	117.4	120.6	126.8				
			1837	2675	3010	3175	3674	4178	4508	4682	5017	57.4	83.6	94.1	99.2	114.8	130.5	140.8	146.3	156.8	59.9	87.3	98.2	103.6	119.8	136.4	147.2	152.7	163.6			
26.80	12.7	19.20	2797	3147	3319	3841	4368	4712	4895	5244	60.3	87.8	98.8	104.2	120.6	137.1	148.0	153.7	164.7	62.7	91.1	102.6	108.2	125.3	142.4	153.8	159.5	170.9				
			1403	2043	2299	2424	2806	3191	3442	3576	3831	28.9	42.0	47.3	49.9	57.7	65.6	70.8	73.5	78.8	20.5	24.0	25.5	26.2	27.8	28.8	29.1	29.2	29.3			
6 5/8	168.28	8.94	1696	2470	2779	2931	3392	3858	4162	4323	4632	35.2	51.3	57.7	60.9	70.5	80.1	86.5	89.8	96.2	31.4	39.7	42.3	43.5	46.4	48.4	49.3	49.5	50.6			
			1988	2896	3258	3436	3977	4522	4879	5068	5430	41.7	60.8	68.4	72.1	83.5	94.9	102.4	106.4	114.0	42.6	56.3	61.2	63.6	70.1	75.8	79.2	80.8	83.6			
32.00	12.06	22.43	3267	3676	3877	4486	5102	5504	5718	6126	47.5	69.2	77.9	82.1	95.1	108.1	116.6	121.2	129.8	50.5	71.1	78.1	81.5	91.2	100.2	105.9	108.6	113.8				
			1627	2370	2666	2812	3254	3701	3992	4147	4443	30.0	43.7	49.2	51.9	60.1	68.3	73.7	76.5	82.0	22.5	26.4	27.8	28.6	30.6	32.0	32.6	32.8	33.0			
7	177.8	10.36	1845	2687	3023	3189	3690	4196	4527	4702	5038	34.3	49.9	56.2	59.2	68.6	78.0	84.1	87.4	93.6	29.8	37.3	39.6	40.5	42.9	44.4	45.4	46.1	47.4			
			2065	3008	3384	3570	4131	4698	5068	5264	5640	38.6	56.3	63.3	66.8	77.3	87.9	94.8	98.5	105.5	37.3	48.4	52.2	54.0	58.8	62.8	65.0	65.9	67.5			
35.00	12.65	24.87	3319	3734	3939	4558	5183	5592	5809	6223	42.9	62.5	70.4	74.2	85.9	97.7	105.4	109.4	117.3	44.8	59.4	64.7	67.6	74.4	81.3	85.2	87.0	90.4				
			2487	3623	4076	4299	4975	5658	6104	6793	47.2	68.7	77.3	81.6	94.4	107.3	115.8	120.3	128.9	50.2	70.3	77.1	80.4	89.9	98.8	104.3	106.9	112.0				

We draw your attention to the fact that technical characteristics are for reference only, and any person who uses this information should check its relevance, by contacting the technical department: techsales@tmk-group.com

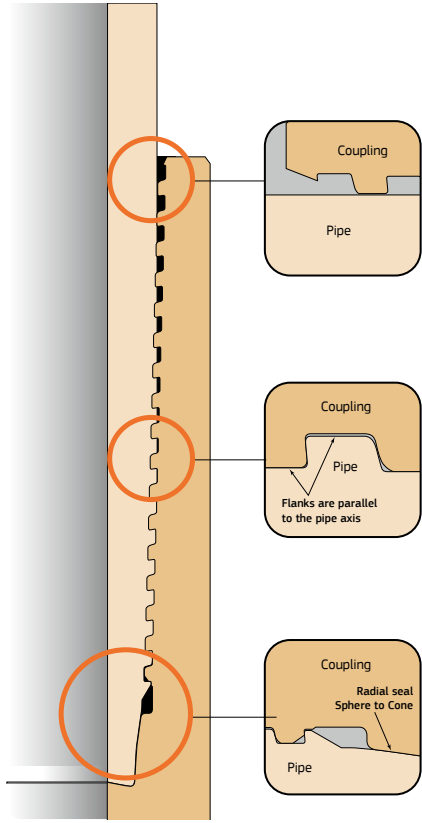
Pro Series

■ Threaded connection

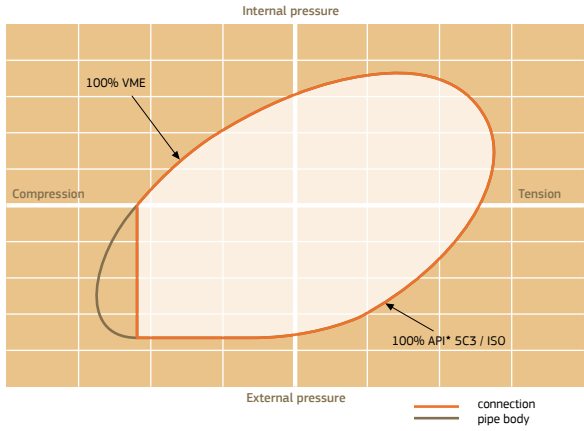
TMK UP CENTUM ET CHS



TMK UP
CENTUM
ET CHS



TMK UP CENTUM ET Performance Envelope



TMK UP CENTUM ET CHS for casing and tubing

TMK UP CENTUM ET CHS is threaded and coupled connection for casing and tubing. It has all advantages of TMK UP CENTUM ET. This connection was developed for CCUS projects (Carbon Capture, Utilization and Storage). Tested under combined loads at minus 60 °C.

Range:

Tubing 3 1/2" – 4 1/2" / 88,9 – 114,30 mm;

Casing 7" / 177,8 mm

Unique Feature:

- 100%** compression efficiency
- 100%** tension efficiency
- Gas-tight metal-to-metal seal
- Efficiency at extremely low temperatures

Application:

- Casing and tubing
- Gas and oil wells
- CO₂ injection

Nominal pipe diameter		Pipe specific weight	Pipe wall thickness	Weight of plain-end pipes	Pipe crosssection area	Coupling C/S area	Special coupling C/S area	Alternative coupling C/S area	Inside diameter of coupling	Outside diameter of coupling	Outside diameter of special coupling	Outside diameter of alternative coupling	Coupling length	Drift diameter	Length makeup loss
1	2	lb/ft	mm	kg/m	mm ²	mm ²	mm ²	mm ²	mm	mm	mm	mm	mm	mm	mm
		7,70	5,49	11,29	1 439	3148	1545	2158	76,80	108,00	98,10	102,00	210,0	74,74	96,8
		9,20	6,45	13,12	1 671	3148	1545	2158	76,00	108,00	98,10	102,00	210,0	72,82	96,8
3 1/2	88,90	10,20	7,34	14,76	1 881	3148	1545	2158	74,30	108,00	98,10	102,00	210,0	71,04	96,8
		12,70	9,52	18,65	2 374	3148	1545	2158	69,90	108,00	98,10	102,00	210,0	66,68	96,8
		14,30	10,92	21,00	2 675	3148	1545	2158	67,10	108,00	98,10	102,00	210,0	63,88	96,8
		15,50	12,09	22,90	2 917	3148	1545	2158	64,80	108,00	98,10	102,00	210,0	61,54	96,8
		23,00	8,05	33,7	4 293	7097	3230	4024	160,30	200,03	187,32	190,00	280	158,52	131,6
		26,00	9,19	38,21	4 868	7097	3230	4024	159,40	200,03	187,32	190,00	280	156,24	131,6
7	177,80	29,00	10,36	42,78	5 450	7097	3230	4024	157,10	200,03	187,32	190,00	280	153,9	131,6
		32,00	11,51	47,2	6 013	7097	3230	4024	154,80	200,03	187,32	190,00	280	151,6	131,6
		35,00	12,65	51,52	6 563	7097	3230	4024	152,50	200,03	187,32	190,00	280	149,32	131,6

Streight characteristics of pipes with TMK UP CENTUM ET CHS

Nominal pipe diameter	Pipe specific weight	Pipe wall thick-ness	Yield Strength in Tension, kN										Minimum Internal Yield Pressure, MPa										Collapse Pressure, MPa									
			Minimum yield strength MPa/Ksi										Minimum yield strength MPa/Ksi										Minimum yield strength MPa/Ksi									
in	lb/ft	mm	379	552	621	655	758	862	931	966	1035	379	552	621	655	758	862	931	966	1035	379	552	621	655	758	862	931	966	1035			
			55	80	90	95	110	125	135	140	150	55	80	90	95	110	125	135	140	150	55	80	90	95	110	125	135	140	150			
3 1/2	88,90		545	794	893	942	1090	1240	1338	1390	1489	410	59,7	67,1	70,8	81,9	93,2	100,5	104,4	111,9	41,2	54,3	59,0	61,2	67,2	72,5	75,6	77,0	79,5			
			9,20	6,45	633	922	1038	1094	1266	1440	1554	1614	1729	48,1	70,1	78,8	83,2	96,2	109,4	118,1	122,7	131,4	51,1	72,7	79,8	83,3	93,3	102,7	108,6	111,4	116,8	
14,30	10,92	1014	1477	1661	1752	2028	2306	2488	2584	2769	815	118,7	133,5	140,8	162,9	185,3	199,9	207,7	222,5	81,8	119,0	133,8	141,3	163,6	185,9	200,7	208,2	223,0				
			15,50	12,09	1106	1610	1812	1911	2211	2515	2713	2818	3019	90,2	131,4	147,8	155,9	180,4	205,1	221,3	229,9	246,3	89,2	129,7	145,9	154,0	178,4	202,7	218,9	227,0	243,2	
26,00	9,19	1845	2687	3023	3189	3690	4196	4527	4702	5038	34,3	49,9	56,2	59,2	68,6	78,0	84,1	87,4	93,6	29,8	37,3	39,6	40,5	42,9	44,4	45,4	46,1	47,4				
			29,00	10,36	2065	3008	3384	3570	4131	4698	5068	5264	5640	38,6	56,3	63,3	66,8	77,3	87,9	94,8	98,5	105,5	37,3	48,4	52,2	54,0	58,8	62,8	65,0	65,9	67,5	
35,00	12,65	2487	3623	4076	4299	4975	5658	6104	6340	6793	47,2	68,7	77,3	81,6	94,4	107,3	115,8	120,3	128,9	50,2	70,3	77,1	80,4	89,9	98,8	104,3	106,9	112,0				

We draw your attention to the fact that technical characteristics are for reference only, and any person who uses this information should check its relevance, by contacting the technical department: techsales@tmk-group.com



CLASSIC SERIES

Series of connections which have gas-tight metal-to-metal seal. Provide excellent operational performance in vertical and deviated wells with a low DLS. Higher sealability in reference to standard connections at different operating conditions.

TMK UP FMC

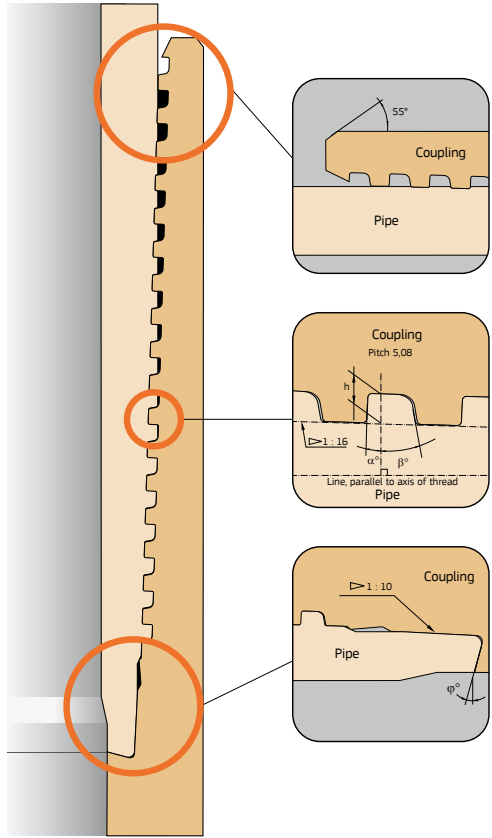


Classic Series

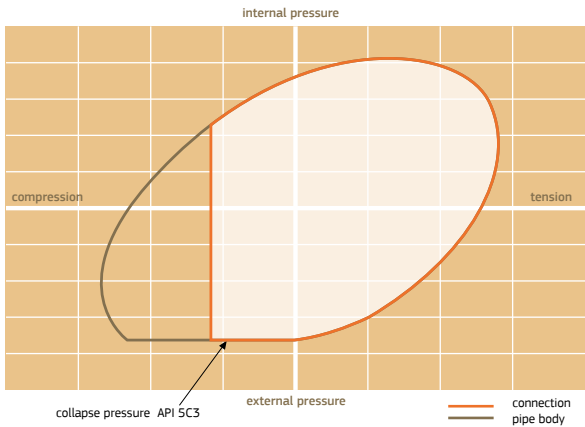
■ Threaded connection
TMK UP FMC



Certified in accordance
with ISO 13679 CAL II



**TMK UP FMC
Performance Envelope**



TMK UP FMC for casing

TMK UP FMC is the 1st generation thread connection with metal-to-metal seal for casing in vertical and deviated (with low DLS) wells. Provides higher reliability and operating performance relative to standard connections.

Range:

4 1/2" – 13 3/8" / 114,30 – 339,72 mm

Unique Feature:

- 50% compression efficiency
- 100% tension efficiency
- Gas-tight metal-to-metal seal
- Over-torque protection during make-up
- Robust galling resistance

Application:

- Vertical wells
- Deviated wells
- Oil and gas wells
- RIH and cementing with rotation

Nominal pipe diameter	Pipe specific weight	Pipe wall thickness	Weight of plain-end pipes	Removed metal weight (both ends)	Coupling weight		Pipe cross-section area	Critical C/S area of coupling	Critical C/S area of special coupling	Inside diameter of coupling	Outside diameter of coupling	Outside diameter of special coupling	Coupling length	Standard API* drift	Length makeup loss
	lb/ft	mm	kg/m	kg	Standard	Special	mm ²	mm ²	mm ²	mm	mm	mm	mm	mm	mm
4 1/2	11,60	6,35	16,91	0,56	5,53	4,35	2 154	2761	2135	100,10	127,00	123,82	240,00	98,42	108,10
	13,50	7,37	19,44	0,57	5,54	4,36	2 476	2761	2135	99,70	127,00	123,82	240,00	96,38	108,10
	15,10	8,56	22,32	0,62	5,54	4,36	2 844	2761	2135	99,70	127,00	123,82	240,00	94,00	108,10
	17,94	10,20	26,19	0,66	5,6	4,42	3 336	2761	2135	97,70	127,00	123,82	240,00	90,73	108,10
5	15,00	7,52	22,16	0,68	7,06	5,05	2 823	3446	2403	112,20	141,30	136,52	245,00	108,78	108,70
	18,00	9,19	26,70	0,77	7,06	5,05	3 401	3446	2403	112,20	141,30	136,52	245,00	105,44	108,70
	20,63	10,70	30,69	0,79	7,16	5,15	3 909	3446	2403	109,60	141,30	136,52	245,00	102,43	108,70
	15,50	6,98	22,85	0,76	7,55	5,50	2 910	3724	2658	124,80	153,67	149,22	245,00	122,56	110,30
5 1/2	17,00	7,72	25,13	0,78	7,55	5,50	3 201	3724	2658	124,80	153,67	149,22	245,00	121,08	110,30
	20,00	9,17	29,52	0,87	7,55	5,50	3 760	3724	2658	124,80	153,67	149,22	245,00	118,18	110,30
	23,00	10,54	33,57	0,91	7,63	5,58	4 277	3724	2658	122,70	153,67	149,22	245,00	115,44	110,30
	16,13	7,00	24,00	0,82	10,8	5,93	3 058	5428	2899	131,20	166,00	156,00	245,00	128,87	110,80
5 3/4	17,61	7,70	26,27	0,82	10,8	5,93	3 347	5428	2899	131,20	166,00	156,00	245,00	127,47	110,80
	19,62	8,50	28,83	0,88	10,8	5,93	3 673	5428	2899	131,20	166,00	156,00	245,00	125,87	110,80
	21,50	9,50	31,99	0,95	10,81	5,94	4 075	5428	2899	131,00	166,00	156,00	245,00	123,87	110,80
	23,99	10,70	35,72	0,97	10,89	6,03	4 550	5428	2899	128,90	166,00	156,00	245,00	121,47	110,80
6 5/8	20,00	7,32	29,06	1,02	12,26	6,68	3 702	6113	3268	153,10	187,71	177,80	250,00	150,46	115,00
	24,00	8,94	35,13	1,12	12,26	6,68	4 475	6113	3268	153,10	187,71	177,80	250,00	147,22	115,00
	28,00	10,59	41,18	1,21	12,33	6,75	5 246	6113	3268	151,50	187,71	177,80	250,00	143,92	115,00
	32,00	12,06	46,46	1,25	12,43	6,85	5 919	6113	3268	148,90	187,71	177,80	250,00	140,98	115,00

We draw your attention to the fact that technical characteristics are for reference only, and any person who uses this information should check its relevance, by contacting the technical department: techsales@tmk-group.com

Geometrical parameters of pipes with threaded connection TMK UP FMC

We draw your attention to the fact that technical characteristics are for reference only, and any person who uses this information should check its relevance, by contacting the technical department: techsales@tmk-group.com

Nominal pipe diameter	Pipe specific weight		Pipe wall thickness	Weight of plain-end pipes	Removed metal weight (both ends)	Coupling weight		Pipe cross-section area	Critical C/S area of coupling	Critical C/S area of special coupling	Inside diameter of coupling	Outside diameter of coupling	Outside diameter of special coupling	Coupling length	Standard API* drift	Length makeup loss
	lb/ft	mm				kg	mm									
7	in	23,00	8,05	33,70	1,22	15,68	7,63	4,293	7395	3528	162,20	200,03	187,32	265,00	158,52	120,60
	mm	26,00	9,19	38,21	1,3	15,68	7,63	4,868	7395	3528	162,20	200,03	187,32	265,00	156,24	120,60
7	in	29,00	10,36	42,78	1,39	15,71	7,67	5,450	7395	3528	161,50	200,03	187,32	265,00	153,90	120,60
	mm	32,00	11,51	47,20	1,42	15,81	7,77	6,013	7395	3528	159,50	200,03	187,32	265,00	151,60	120,60
7	in	35,00	12,65	51,52	1,45	15,91	7,87	6,563	7395	3528	157,50	200,03	187,32	265,00	149,32	120,60
	mm	38,00	13,72	55,52	1,49	16,01	7,97	7,072	7395	3528	155,60	200,03	187,32	265,00	147,18	120,60
7 5/8	in	41,67	15,00	60,22	1,53	16,13	8,09	7,672	7395	3528	153,30	200,03	187,32	265,00	144,62	120,60
	mm	29,70	9,52	43,24	1,57	17,73	10,91	5,508	8109	4952	177,70	215,90	206,38	275,00	171,46	125,40
7 5/8	in	33,70	10,92	49,22	1,67	17,8	10,98	6,270	8109	4952	176,40	215,90	206,38	275,00	168,56	125,40
	mm	39,00	12,70	56,68	1,73	17,98	11,16	7,221	8109	4952	173,30	215,90	206,38	275,00	165,10	125,40
8 5/8	in	45,30	15,11	66,54	1,81	18,22	11,41	8,477	8109	4952	169,00	215,90	206,38	275,00	160,28	128,50
	mm	32,00	8,94	46,33	1,8	22,98	12,53	5,902	10405	5655	203,00	244,48	231,78	280,00	198,02	128,50
8 5/8	in	36,00	10,16	52,35	1,96	22,98	12,53	6,668	10405	5655	203,00	244,48	231,78	280,00	195,58	128,50
	mm	40,00	11,43	58,53	2,03	23,09	12,65	7,456	10405	5655	201,10	244,48	231,78	280,00	193,04	128,50
8 5/8	in	44,00	12,70	64,64	2,07	23,23	12,79	8,234	10405	5655	198,90	244,48	231,78	280,00	190,50	128,50
	mm	49,00	14,15	71,51	2,13	23,38	12,94	9,110	10405	5655	196,40	244,48	231,78	280,00	187,60	128,50
9 5/8	in	36,00	8,94	51,93	2,02	27,93	15,55	6,615	11554	6297	228,30	269,88	257,18	300,00	222,63	130,10
	mm	40,00	10,03	57,99	2,17	27,93	15,55	7,388	11554	6297	228,30	269,88	257,18	300,00	220,45	130,10
9 5/8	in	43,50	11,05	63,61	2,28	28,04	15,66	8,103	11554	6297	227,30	269,88	257,18	300,00	218,41	130,10
	mm	47,00	11,99	68,75	2,31	28,24	15,86	8,757	11554	6297	225,60	269,88	257,18	300,00	216,53	130,10
9 5/8	in	53,50	13,84	78,72	2,4	28,61	16,23	10,028	11554	6297	222,40	269,88	257,18	300,00	212,83	130,10
	mm	58,40	15,11	85,47	2,46	28,87	16,49	10,888	11554	6297	220,20	269,88	257,18	300,00	210,29	130,10
9 5/8	in	60,14	15,90	89,63	2,5	29,04	16,65	11,418	11554	6297	218,80	269,88	257,18	300,00	208,71	130,10
	mm															

130 Geometrical parameters of pipes with threaded connection TMK UP FMC

Geometrical parameters of pipes with threaded connection TMK UP FMC

TMK UP FMC

Nominal pipe diameter	Pipe specific weight	Pipe wall thickness	Weight of plain-end pipes	Removed metal weight (both ends)	Coupling weight		Pipe cross-section area	Critical C/S area of coupling	Critical C/S area of special coupling	Inside diameter of coupling	Outside diameter of coupling	Outside diameter of special coupling	Coupling length	Standard API* drift	Length makeup loss
	lb/ft	mm	kg/m	kg	Standard	Special	mm ²	mm ²	mm ²	mm	mm	mm	mm	mm	mm
9 7/8	62,80	15,88	92,91	2,57	29,75	-	11 721	11869	-	225,30	276,00	-	300,00	215,10	130,10
	66,40	16,79	96,91	2,63	29,96	-	12 345	11869	-	223,70	276,00	-	300,00	213,28	130,10
	72,10	18,29	104,89	2,71	30,31	-	13 362	11869	-	221,00	276,00	-	300,00	210,28	130,10
10 3/4	40,50	8,89	57,91	2,26	31,11	17,39	7 378	12823	6618	256,60	298,45	285,75	300,00	251,30	130,10
	45,50	10,16	65,87	2,45	31,11	17,39	8 391	12823	6618	256,60	298,45	285,75	300,00	248,76	130,10
	51,00	11,43	73,75	2,6	31,27	17,54	9 394	12823	6618	255,40	298,45	285,75	300,00	246,22	130,10
	55,50	12,57	80,75	2,67	31,5	17,78	10 286	12823	6618	253,60	298,45	285,75	300,00	243,94	130,10
	60,70	13,84	88,47	2,73	31,8	18,08	11 270	12823	6618	251,30	298,45	285,75	300,00	241,40	130,10
	65,70	15,11	96,12	2,74	32,22	18,50	12 244	12823	6618	248,10	298,45	285,75	300,00	238,86	130,10
12 3/4	73,20	17,07	107,76	2,87	32,61	18,89	13 727	12823	6618	245,20	298,45	285,75	300,00	234,94	130,10
	50,89	9,50	73,65	2,78	40,53	-	9 382	16097	-	307,40	351,00	-	310,00	300,88	131,70
	58,78	11,00	84,87	3,12	40,53	-	10 811	16097	-	307,40	351,00	-	310,00	297,88	131,70
	65,13	12,40	95,24	3,23	40,94	-	12 133	16097	-	305,10	351,00	-	310,00	295,08	131,70
	72,87	14,00	106,98	3,33	41,46	-	13 628	16097	-	302,30	351,00	-	310,00	291,88	131,70
	54,50	9,65	78,55	2,93	40,19	-	10 007	15853	-	323,30	365,12	-	310,00	316,45	131,70
13 3/8	61,00	10,92	88,55	3,24	40,19	-	11 280	15853	-	323,30	365,12	-	310,00	313,91	131,70
	68,00	12,19	98,46	3,38	40,56	-	12 543	15853	-	321,50	365,12	-	310,00	311,37	131,70
	72,00	13,06	105,21	3,44	40,86	-	13 403	15853	-	320,00	365,12	-	310,00	309,63	131,70

We draw your attention to the fact that technical characteristics are for reference only, and any person who uses this information should check its relevance, by contacting the technical department: techsales@tmk-group.com

We draw your attention to the fact that technical characteristics are for reference only, and any person who uses this information should check its relevance, by contacting the technical department: techsales@tmk-group.com

Strength characteristics of pipes with threaded connection TMK UP FMC

Nominal pipe diameter	Pipe specific weight	Pipe wall thickness	Yield Strength in Tension, kN										Minimum Internal Yield Pressure, MPa										Collapse Pressure, MPa									
			Minimum yield strength MPa/ksi					Minimum yield strength MPa/ksi					Minimum yield strength MPa/ksi					Minimum yield strength MPa/ksi					Minimum yield strength MPa/ksi									
in	MM	lb/ft	379	552	621	655	758	862	931	966	1035	379	552	621	655	758	862	931	966	1035	379	552	621	655	758	862	931	966	1035			
			55	80	90	95	110	125	135	140	150	55	80	90	95	110	125	135	140	150	55	80	90	95	110	125	135	140	150			
4 1/2	MM	11.60	6.35	8.16	11.89	13.37	14.11	16.32	18.56	20.05	20.80	22.29	36.8	53.7	60.4	63.7	73.7	83.8	90.5	93.9	100.6	34.2	43.8	47.0	48.5	52.3	55.2	56.7	57.3	58.1		
		13.50	7.37	9.38	13.67	15.37	16.22	18.77	21.34	23.05	23.92	25.62	42.8	62.3	70.1	73.9	85.5	97.3	105.1	109.0	116.8	44.3	59.0	64.2	66.7	73.8	80.1	83.9	85.7	88.9		
5	MM	15.10	8.56	10.46	15.24	17.15	18.08	20.93	23.80	25.70	26.67	28.58	49.7	72.3	81.4	85.8	99.3	113.0	122.0	126.6	135.6	52.6	76.5	84.3	88.1	98.9	109.2	115.7	118.9	124.9		
		17.94	10.20	10.46	15.24	17.15	18.08	20.93	23.80	25.70	26.67	28.58	59.2	86.2	97.0	102.3	118.4	134.6	145.4	150.9	161.6	61.7	89.7	52.3	106.6	123.4	140.2	151.4	157.0	168.2		
5 1/2	MM	15.00	7.52	10.70	15.58	17.53	18.49	21.40	24.33	26.28	27.27	29.21	39.3	57.2	64.3	67.9	78.5	89.3	96.5	100.1	107.2	38.4	50.0	54.1	56.0	61.1	65.4	67.8	68.9	70.7		
		18.00	9.19	12.89	18.78	21.12	22.28	25.78	29.32	31.67	32.86	35.20	48.0	69.9	78.6	82.9	96.0	109.2	117.9	122.3	131.1	50.9	72.3	79.4	82.9	92.8	102.2	108.0	110.8	116.2		
5 1/2	MM	20.00	10.70	13.06	19.02	21.40	22.57	26.12	29.70	32.08	33.29	35.67	55.9	81.4	91.6	96.6	111.8	127.1	137.3	142.4	152.6	58.6	85.2	95.8	101.1	117.1	133.1	143.7	148.7	157.2		
		23.00	12.50	14.11	20.56	23.13	24.39	28.23	32.10	34.67	35.97	38.54	43.5	63.4	71.3	75.2	87.1	99.0	106.9	111.0	118.9	45.6	60.9	66.5	69.1	76.6	83.4	87.5	89.4	92.9		
5 3/4	MM	16.13	7.00	11.59	16.88	18.99	20.03	23.18	26.36	28.47	29.54	31.65	50.0	72.9	82.0	86.5	100.1	113.8	122.9	127.5	136.7	52.9	77.0	85.4	89.2	100.3	110.8	117.4	120.6	126.8		
		17.61	7.70	12.68	18.47	20.78	21.92	25.37	28.85	31.16	32.33	34.64	35.0	50.9	57.3	60.4	69.9	79.5	85.9	89.1	95.5	31.0	39.0	41.5	42.7	45.4	47.3	48.0	48.2	49.7		
6 5/8	MM	19.62	8.50	13.92	20.28	22.81	24.06	27.84	31.66	34.20	35.48	38.02	38.6	56.2	63.2	66.7	77.2	87.8	94.8	98.4	105.4	37.2	48.3	52.1	53.9	58.6	62.6	64.7	65.7	67.2		
		21.50	9.50	15.45	22.50	25.31	26.69	30.89	35.13	37.94	39.37	42.18	43.1	62.8	70.7	74.6	86.3	98.1	106.0	110.0	117.8	45.0	59.9	65.3	67.9	75.2	81.7	85.7	87.5	90.9		
6 5/8	MM	23.99	10.70	17.24	25.11	28.25	29.80	34.49	39.22	42.36	43.95	47.09	48.6	70.8	79.6	84.0	97.2	110.5	119.4	123.9	132.7	51.5	73.9	81.2	84.7	95.0	104.7	110.7	113.7	119.3		
		20.00	7.32	14.03	20.43	22.99	24.24	28.06	31.91	34.46	35.76	38.31	28.9	42.0	47.3	49.9	57.7	65.6	70.9	73.5	78.8	20.5	24.0	25.5	26.2	27.8	28.8	29.1	29.2	29.3		
6 5/8	MM	24.00	8.94	16.96	24.70	27.79	29.31	33.92	38.58	41.66	43.23	46.32	35.2	51.3	57.7	60.9	70.5	80.1	86.6	89.8	96.2	31.4	39.7	42.3	43.5	46.4	48.4	49.3	49.5	50.6		
		28.00	10.59	19.88	28.96	32.58	34.36	39.77	45.22	48.84	50.68	54.30	41.7	60.8	68.4	72.1	83.5	94.9	102.5	106.4	114.0	42.6	56.3	61.2	63.6	70.1	75.8	79.2	80.8	83.6		
32.00	12.06	22.43	32.67	36.76	38.77	44.86	51.02	55.10	57.18	61.26	47.5	69.2	77.9	82.1	95.1	108.1	116.8	121.2	129.8	150.5	71.1	78.1	81.5	91.2	100.2	105.9	108.6	113.8				

Strength characteristics of pipes with threaded connection TMK UP FMC

TMK UP FMC

Nominal pipe diameter	Pipe specific thickness	Yield Strength in Tension, kN										Minimum Internal Yield Pressure, MPa										Collapse Pressure, MPa												
		Minimum yield strength MPa/ksi										Minimum yield strength MPa/ksi										Minimum yield strength MPa/ksi												
		379	552	621	758	862	931	966	1035	1035	379	552	621	758	862	931	966	1035	1035	379	552	621	758	862	931	966	1035							
in	MM	lb/ft	MM	55	80	90	95	110	125	135	140	150	150	55	80	90	95	110	125	135	140	150	150	55	80	90	95	110	125	135	140	150		
7	177.8	23.00	8.05	1627	2370	2666	2812	3254	3701	3997	4147	4443	300	437	492	519	601	683	738	765	820	22.5	264	27.8	286	30.6	32.0	32.6	32.8	33.0	33.0	33.0		
		26.00	9.19	1845	2687	3023	3189	3690	4196	4532	4702	5038	34.3	49.9	56.2	59.2	68.6	78.0	84.2	87.4	93.6	29.8	37.3	39.6	40.5	42.9	44.4	45.4	46.1	47.4	47.4	47.4		
		29.00	10.36	2065	3008	3384	3570	4131	4698	5074	5264	5638	38.6	56.3	63.3	66.8	77.3	87.9	94.8	98.5	105.5	37.3	48.4	52.2	54.0	58.8	62.8	65.0	65.9	67.5	67.5	67.5	67.5	
		32.00	11.51	2279	3319	3734	3939	4558	5183	5598	5809	6223	42.9	62.5	70.4	74.2	85.9	97.7	105.5	109.4	117.3	45.3	60.4	64.7	68.4	75.8	82.4	86.4	88.3	91.8	91.8	91.8	91.8	
		35.00	12.65	2487	3623	4076	4299	4975	5658	6110	6340	6793	47.2	68.7	77.3	81.6	94.4	107.3	115.9	120.3	128.9	50.2	70.3	77.1	80.4	89.9	98.8	104.3	106.9	112.0	112.0	112.0	112.0	
		38.00	13.72	2680	3904	4392	4632	5361	6096	6584	6832	7320	51.2	74.5	83.9	88.5	102.4	116.4	125.7	130.4	139.8	54.0	78.6	88.4	92.7	104.4	115.6	122.7	126.1	132.7	132.7	132.7	132.7	132.7
		41.67	15.00	2803	4082	4592	4844	5605	6374	6885	7144	7654	56.0	81.5	91.7	96.7	111.9	127.3	137.5	142.6	152.8	58.6	85.3	95.9	101.3	117.3	133.3	143.9	149.0	157.6	157.6	157.6	157.6	157.6
		29.70	9.52	2087	3040	3420	3608	4175	4748	5128	5321	5701	32.6	47.5	53.4	56.3	65.2	74.1	80.1	83.1	89.0	26.9	33.0	34.7	35.4	36.8	39.1	40.3	40.8	41.7	41.7	41.7	41.7	41.7
		33.70	10.92	2376	3461	3894	4107	4753	5405	5837	6057	6489	37.4	54.5	61.3	64.6	74.8	85.1	91.9	95.3	102.1	35.1	45.2	48.6	50.2	54.3	57.5	59.2	59.9	61.0	61.0	61.0	61.0	61.0
		39.00	12.70	2737	3986	4484	4730	5473	6224	6723	6975	7474	43.5	63.3	71.3	75.2	87.0	98.9	106.8	110.8	118.8	45.6	60.8	66.3	69.0	76.4	83.2	87.3	89.2	92.7	92.7	92.7	92.7	92.7
45.30	15.11	3073	4476	5036	5311	6147	6990	7549	7833	8393	51.7	75.4	84.8	89.4	103.5	117.7	127.1	131.9	141.3	54.6	79.4	89.3	94.3	106.5	117.9	125.3	128.8	135.7	135.7	135.7	135.7	135.7		
32.00	8.94	2237	3258	3665	3866	4474	5087	5495	5701	6109	27.1	39.4	44.3	46.8	54.1	61.6	66.5	69.0	73.9	17.5	21.0	22.2	22.6	23.6	23.7	23.7	23.8	23.9	23.9	23.9	23.9	23.9		
36.00	10.16	2527	3681	4141	4368	5055	5748	6208	6442	6902	30.8	44.8	50.4	53.2	61.5	70.0	75.6	78.4	84.0	23.8	28.3	29.3	30.0	32.3	34.0	34.7	35.0	35.3	35.3	35.3	35.3	35.3		
40.00	11.43	2826	4116	4630	4884	5652	6427	6942	7203	7717	34.6	50.4	56.7	59.8	69.2	78.7	85.0	88.2	94.5	30.4	38.1	40.5	41.5	44.1	45.7	46.2	47.0	48.4	48.4	48.4	48.4	48.4	48.4	
44.00	12.70	3121	4545	5113	5393	6242	7098	7666	7954	8522	38.4	56.0	63.0	66.4	76.9	87.4	94.4	98.0	105.0	36.9	47.9	51.7	53.4	58.1	61.9	63.9	64.8	66.3	66.3	66.3	66.3	66.3		
49.00	14.15	3453	5029	5657	5967	6905	7853	8481	8800	9429	42.8	62.4	70.2	74.0	85.7	97.4	105.2	109.2	117.0	44.5	59.1	64.4	67.0	74.1	80.4	84.1	85.8	89.1	89.1	89.1	89.1	89.1		
36.00	8.94	2507	3652	4108	4333	5014	5702	6159	6384	6847	24.3	35.3	39.7	41.9	48.5	55.2	59.6	61.8	66.2	14.0	16.4	16.9	17.0	17.1	17.2	17.3	17.4	17.4	17.4	17.4	17.4	17.4		
40.00	10.03	2800	4078	4588	4839	5600	6368	6878	7129	7646	27.2	39.6	44.6	47.0	54.4	61.9	66.8	69.3	74.3	17.7	21.3	22.4	22.9	23.9	24.3	24.4	24.4	24.5	24.5	24.5	24.5	24.5		
43.50	11.05	3071	4473	5032	5308	6142	6985	7544	7820	8367	30.0	43.7	49.1	51.8	60.0	68.2	73.6	76.3	81.9	22.4	26.3	27.7	28.5	30.5	31.9	32.5	32.6	32.7	32.7	32.7	32.7	32.7		
47.00	11.99	3319	4834	5438	5736	6638	7549	8153	8451	9004	32.5	47.4	53.3	56.2	65.1	74.0	79.9	82.8	88.8	26.8	32.8	34.5	35.1	36.5	38.9	40.1	40.6	41.4	41.4	41.4	41.4	41.4	41.4	
53.50	13.84	3801	5536	6227	6568	7601	8644	9336	9677	10379	37.5	54.7	61.5	64.9	75.1	85.4	92.2	95.6	102.5	35.4	45.6	49.1	50.6	54.8	58.1	59.9	60.6	61.8	61.8	61.8	61.8	61.8	61.8	
58.40	15.11	4127	6010	6761	7132	8253	9386	10137	10507	11269	41.0	59.7	67.2	70.8	82.0	93.2	100.7	104.4	111.9	41.3	54.5	59.1	61.3	67.3	72.7	75.8	77.2	79.7	79.7	79.7	79.7	79.7		
60.14	15.90	4327	6303	7090	7479	8655	9842	10630	11018	11817	43.1	62.8	70.7	74.5	86.3	98.1	106.0	109.8	117.8	44.9	59.9	65.3	67.9	79.9	81.7	85.6	87.5	90.9	90.9	90.9	90.9	90.9		

We draw your attention to the fact that technical characteristics are for reference only, and any person who uses this information should check its relevance by contacting the technical department: techsales@tmk-group.com

Strength characteristics of pipes with threaded connection TMK UP FMC

We draw your attention to the fact that technical characteristics are for reference only, and any person who uses this information should check its relevance, by contacting the technical department: techsales@tmk-group.com

Nominal pipe diameter	Pipe specific weight	Pipe wall thickness	Yield Strength in Tension, kN										Minimum Internal Yield Pressure, MPa										Collapse Pressure, MPa									
			Minimum yield strength MPa/ksi										Minimum yield strength MPa/ksi										Minimum yield strength MPa/ksi									
in	MM	lb/ft	379	552	621	655	758	862	931	966	1035	379	552	621	655	758	862	931	966	1035	379	552	621	655	758	862	931	966	1035			
			55	80	90	90	110	125	135	140	150	150	55	80	90	90	110	125	135	140	150	55	80	90	90	110	125	135	140	150		
9 7/8	250,83		4442	6470	7279	7677	8885	10104	10913	11323	12132	420	612	688	726	840	955	1031	10710	1147	430	570	620	643	710	769	804	820	849			
			66.40	16.79	4498	6552	7371	7774	8997	10231	11050	11465	12284	44.4	64.7	72.7	76.7	88.8	101.0	109.1	113.2	121.2	47.1	63.1	69.0	71.8	79.7	87.0	91.4	93.5	97.4	
10 3/4	273,05		72.10	18.29	4498	6552	7371	7774	8997	10231	11050	11465	12284	48.4	70.4	79.2	83.6	96.7	110.0	118.8	123.3	132.1	51.3	73.3	80.5	84.0	94.2	103.7	109.7	112.6	118.1	
			40.50	8.89	2796	4072	4582	4832	5592	6360	6869	7119	7636	21.6	31.5	35.4	37.3	43.2	49.1	53.0	55.0	59.0	10.9	11.9	12.0	12.0	12.1	12.2	12.3	12.4	12.5	
10 3/4	273,05		45.50	10.16	3180	4632	5211	5496	6360	7233	7812	8097	8685	24.7	35.9	40.4	42.7	49.4	56.1	60.6	62.8	67.4	14.4	17.1	17.7	17.8	17.9	18.0	17.5	17.6	17.7	
			51.00	11.43	3560	5186	5834	6153	7121	8098	8746	9066	9723	27.8	40.4	45.5	48.0	55.5	63.1	68.2	70.7	75.8	18.7	22.2	23.5	24.0	25.2	25.8	25.9	26.0	26.1	
10 3/4	273,05		60.70	13.84	4271	6221	6999	7382	8543	9715	10493	10876	11665	33.6	49.0	55.1	58.1	67.2	76.5	82.6	85.6	91.8	28.7	35.6	37.6	38.5	40.5	41.9	43.4	44.0	45.1	
			65.70	15.11	4641	6759	7604	8020	9281	10555	11399	11816	12673	36.7	53.5	60.1	63.4	73.4	83.5	90.2	93.5	100.2	34.0	43.5	46.6	48.0	51.7	54.6	56.0	56.6	57.4	
12 3/4	323,85		73.20	17.07	4860	7078	7963	8399	9720	11053	11938	12374	13272	41.5	60.4	67.9	71.7	82.9	94.3	101.9	105.6	113.2	42.1	55.6	60.4	62.7	69.1	74.6	77.9	79.4	82.8	
			50.89	9.50	3556	5179	5826	6145	7111	8087	8734	9063	9710	19.5	28.3	31.9	33.6	38.9	44.3	47.8	49.6	53.1	8.5	8.6	8.6	8.7	8.8	8.9	9.0	9.1	9.2	
12 3/4	323,85		58.78	11.00	4097	5968	6714	7081	8195	9319	10065	10444	11190	22.5	32.8	36.9	38.9	45.1	51.2	55.3	57.4	61.5	12.0	13.5	13.5	13.6	13.7	13.8	13.9	14.0	14.1	
			65.13	12.40	4598	6697	7534	7947	9197	10458	11296	11720	12557	25.4	37.0	41.6	43.9	50.8	57.8	62.4	64.7	69.4	15.2	18.2	19.0	19.3	19.6	19.7	19.8	19.9	20.0	
13 3/8	339,72		72.87	14.00	5165	7523	8463	8926	10330	11747	12688	13165	14105	28.7	41.8	47.0	49.6	57.3	65.2	70.4	73.1	78.3	20.2	23.7	25.2	25.8	27.4	28.3	28.5	28.6	28.7	
			54.50	9.65	3793	5524	6214	6554	7585	8626	9316	9667	10357	18.8	27.4	30.9	32.6	37.7	42.8	46.3	48.0	51.4	7.8	7.9	7.9	8.0	8.1	8.2	8.3	8.4	8.5	
13 3/8	339,72		61.00	10.92	4275	6227	7005	7389	8550	9724	10502	10897	11675	21.3	31.1	34.9	36.8	42.6	48.5	52.4	54.3	58.2	10.6	10.7	10.7	10.8	10.9	11.0	11.1	11.2	11.3	
			68.00	12.19	4754	6924	7789	8216	9508	10812	11678	12117	12982	23.8	34.7	39.0	41.1	47.6	54.1	58.5	60.7	65.0	13.4	15.6	16.0	16.1	16.2	16.3	16.4	16.5	16.6	
13 3/8	339,72		72.00	13.06	5080	7398	8323	8779	10159	11553	12478	12947	13872	25.5	37.1	41.8	44.1	51.0	58.0	62.6	65.0	69.6	15.4	18.4	19.2	19.5	19.9	20.0	20.1	20.2	20.3	

LITE SERIES

Series of connections, which have modified standard thread and higher performance characteristics in reference to connections of standard API* 5CT. Connection configuration provides exact and quick assembly, and internal shoulder can take torsion and compression loads.

TMK UP SIMPLEX



TMK UP CWB



TMK UP CWB II



TMK UP MAGNA



Lite Series

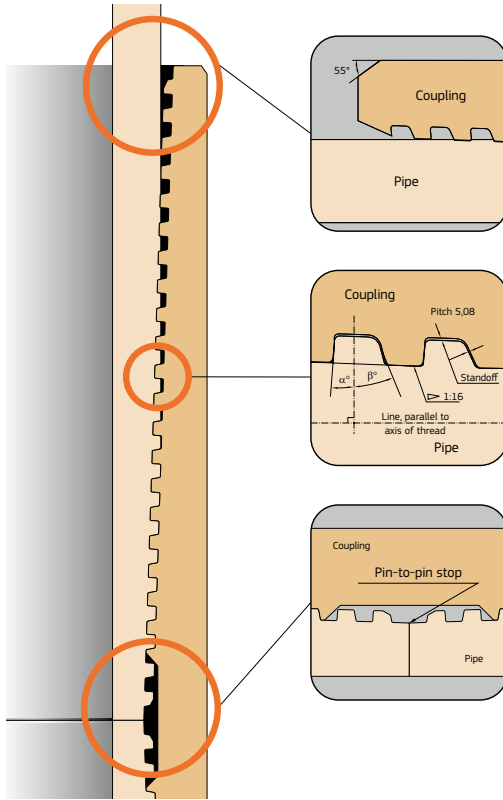


Threaded connection

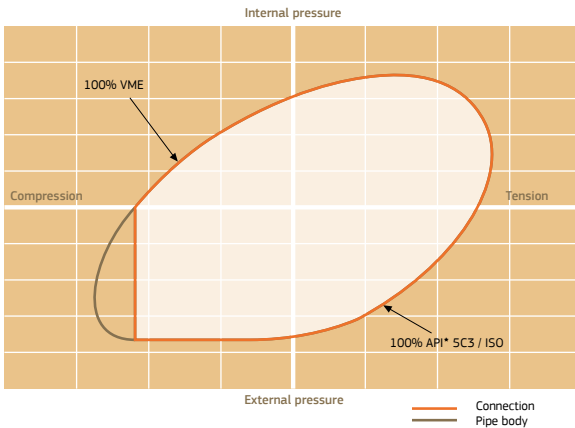
TMK UP SIMPLEX



TMK UP SIMPLEX



**TMK UP SIMPLEX
Performance Envelope**



TMK UP SIMPLEX for Casing

TMK UP Simplex – threaded and coupled connection with increased performance characteristics in reference to Buttress thread. Designed with an internal pin-to-pin stop for 100%** compression efficiency and torsional stability. The connection is designed for casing rotation during run-in-hole operation and cementing.

Range: 4 1/2"–13 3/8 " / 114.30–339.72 mm

Unique Feature:

- 100%** compression efficiency
- 100%** tension efficiency
- Pin-to-pin shoulder
- Sealability through thread compound
- Over-torque protection during make-up
- Additional sealing barrier
- Compatibility with API Buttress without crossovers
- Prevention from coupling's internal surface erosion

Application:

- Vertical wells
- Deviated wells
- Horizontal oil wells
- RIH with rotation
- Cementing with rotation
- Low GOR wells

Nominal pipe diameter	Pipe specific weight	Pipe wall thickness	Weight of plain-end pipes	Removed metal weight (both ends)	Coupling weight		Pipe cross-section area	Critical C/S area of coupling	Critical C/S area of special coupling	Inside diameter of coupling	Outside diameter of coupling	Outside diameter of special coupling	Coupling length	Standard API* drift	Length makeup loss
					Standard	Special									
in	lb/ft	mm	kg/m	kg	kg	kg	mm ²	mm ²	mm ²	mm	mm	mm	mm	mm	mm
4 1/2	11,60	6,35	16,91	0,34	4,10	4,10	2 154	2781	-	101,60	127,00	-	200,00	98,42	100,00
	13,50	7,37	19,44	0,34	4,10	4,10	2 476	2781	-	99,56	127,00	-	200,00	96,38	100,00
	15,10	8,56	22,32	0,36	4,10	4,10	2 844	2781	-	97,18	127,00	-	200,00	94,00	100,00
5	13,00	6,43	19,12	0,40	5,66	5,66	2 436	3466	-	114,14	141,30	-	206,40	110,96	103,20
	15,00	7,52	22,16	0,41	5,66	4,40	2 823	3466	-	111,96	141,30	139,00	206,40	108,78	103,20
	18,00	9,19	26,70	0,42	5,66	-	3 401	3466	-	108,62	141,30	-	206,40	105,44	103,20
	21,40	11,10	31,73	0,43	5,66	-	4 042	3466	-	104,80	141,30	-	206,40	101,62	103,20
	23,20	12,14	34,39	0,43	5,66	-	4 381	3466	-	102,72	141,30	-	206,40	99,54	103,20
	24,10	12,70	35,80	0,43	5,66	-	4 560	3466	-	101,60	141,30	-	206,40	98,42	103,20
5 1/2	15,50	6,98	22,85	0,46	6,24	6,24	2 910	3739	-	125,74	153,67	-	210,00	122,56	104,80
	17,00	7,72	25,13	0,46	6,24	-	3 201	3739	-	124,26	153,67	-	210,00	121,08	104,80
	20,00	9,17	29,52	0,47	6,24	-	3 760	3739	-	121,36	153,67	-	210,00	118,18	104,80
	23,00	10,54	33,57	0,48	6,24	-	4 277	3739	-	118,62	153,67	-	210,00	115,44	104,80
	16,14	7,00	24,00	0,52	8,80	-	3 058	5454	-	132,05	166,00	-	213,00	128,87	106,40
5 3/4	17,68	7,70	26,27	0,52	8,80	-	3 347	5454	-	130,65	166,00	-	213,00	127,47	106,40
	19,62	8,50	28,83	0,53	8,80	-	3 673	5454	-	129,05	166,00	-	213,00	125,87	106,40
	21,51	9,50	31,99	0,53	8,80	-	4 075	5454	-	127,05	166,00	-	213,00	123,87	106,40
	24,01	10,70	35,72	0,54	8,80	-	4 550	5454	-	124,65	166,00	-	213,00	121,47	106,40
6 5/8	20,00	7,32	29,06	0,66	10,00	-	3 702	6135	-	153,64	187,71	-	219,20	150,46	109,50
	21,25	8,00	31,62	0,66	10,00	-	4 028	6135	-	152,28	187,71	-	219,20	149,10	109,50
	24,00	8,94	35,13	0,66	10,00	-	4 475	6135	-	150,40	187,71	-	219,20	147,22	109,50
	28,00	10,59	41,18	0,67	10,00	-	5 246	6135	-	147,10	187,71	-	219,20	143,92	109,50
	32,00	12,06	46,46	0,67	10,00	-	5 919	6135	-	144,16	187,71	-	219,20	140,98	109,50

We draw your attention to the fact that technical characteristics are for reference only, and any person who uses this information should check its relevance, by contacting the technical department: techsales@tmk-group.com

Geometrical parameters of pipes with threaded connection TMK UP Simplex

We draw your attention to the fact that technical characteristics are for reference only, and any person who uses this information should check its relevance, by contacting the technical department: techsales@tmk-group.com

Nominal pipe diameter	Pipe specific weight	Pipe wall thickness	Weight of plain-end pipes	Removed metal weight (both ends)	Coupling weight		Pipe cross-section area	Critical C/S area of coupling	Critical C/S area of special coupling	Inside diameter of coupling	Outside diameter of coupling	Outside diameter of special coupling	Coupling length	Standard APT* drift	Length makeup loss
					Standard	Special									
in	lb/ft	mm	kg/m	kg	kg	kg	mm ²	mm ²	mm ²	mm	mm	mm	mm	mm	mm
7	23,00	8,05	33,70	0,79	12,65	-	4 293	7424	-	161,70	200,03	-	229,00	158,52	114,30
	26,00	9,19	38,21	0,79	12,65	-	4 868	7424	-	159,42	200,03	-	229,00	156,24	114,30
	29,00	10,36	42,78	0,79	12,65	-	5 450	7424	-	157,08	200,03	-	229,00	153,90	114,30
	32,00	11,51	47,20	0,79	12,65	-	6 013	7424	-	154,78	200,03	-	229,00	151,60	114,30
	35,00	12,65	51,52	0,80	12,65	-	6 563	7424	-	152,50	200,03	-	229,00	149,32	114,30
	38,00	13,72	55,52	0,80	12,65	-	7 072	7424	-	150,36	200,03	-	229,00	147,18	114,30
7 5/8	26,40	8,33	38,08	0,96	14,38	-	4 851	8134	-	177,02	215,90	-	238,00	173,84	119,10
	29,70	9,52	43,24	0,96	14,38	-	5 508	8134	-	174,64	215,90	-	238,00	171,46	119,10
	33,70	10,92	49,22	0,98	14,38	-	6 270	8134	-	171,84	215,90	-	238,00	168,66	119,10
	39,00	12,70	56,68	0,98	14,38	-	7 221	8134	-	168,28	215,90	-	238,00	165,10	119,10
9 5/8	36,00	8,94	51,93	1,32	21,20	-	6 615	11602	-	226,60	269,88	-	245,00	222,63	122,20
	40,00	10,03	57,99	1,32	21,20	-	7 388	11602	-	224,42	269,88	-	245,00	220,45	122,20
	43,50	11,05	63,61	1,32	21,20	-	8 103	11602	-	222,38	269,88	-	245,00	218,41	122,20
	47,00	11,99	68,75	1,32	21,20	-	8 757	11602	-	220,50	269,88	-	245,00	216,53	122,20
	53,50	13,84	78,72	1,33	21,20	-	10 028	11602	-	216,80	269,88	-	245,00	212,83	122,20
	60,70	15,95	90,75	1,48	24,50	-	12 270	12915	-	212,20	269,88	-	245,00	208,41	122,20
10 3/4	40,50	8,89	57,91	1,46	24,50	-	7 378	12915	-	255,27	298,45	-	245,00	251,30	122,20
	45,50	10,16	65,87	1,46	24,50	-	8 391	12915	-	252,73	298,45	-	245,00	248,76	122,20
	51,00	11,43	73,75	1,48	24,50	-	9 394	12915	-	250,19	298,45	-	245,00	246,22	122,20
	55,50	12,57	80,75	1,48	24,50	-	10 286	12915	-	247,91	298,45	-	245,00	243,94	122,20
	60,70	13,84	88,47	1,48	24,50	-	11 270	12915	-	245,37	298,45	-	245,00	241,40	122,20
	66,00	15,11	96,35	1,48	24,50	-	12 342	12915	-	242,83	298,45	-	245,00	238,87	122,20

TMK UP SIMPLEX

Nominal pipe diameter	Pipe specific weight	Pipe wall thickness	Weight of plain-end pipes	Removed metal weight (both ends)	Coupling weight		Pipe cross-section area	Critical C/S area of coupling	Critical C/S area of special coupling	Inside diameter of coupling	Outside diameter of coupling	Outside diameter of special coupling	Coupling length	Standard API* drift	Length makeup loss
	lb/ft	mm	kg/m	kg	Standard	Special	mm ²	mm ²	mm ²	mm	mm	mm	mm	mm	mm
12 3/4	45,91	8,50	66,10	1,74	29,10	-	8 421	16150	-	30685	350,52	-	245,00	302,88	122,20
	50,89	9,50	73,65	1,75	29,10	-	9 382	16150	-	304,85	350,52	-	245,00	300,88	122,20
	58,78	11,00	84,87	1,75	29,10	-	10 811	16150	-	301,85	350,52	-	245,00	297,88	122,20
	65,13	12,40	95,24	1,75	29,10	-	12 133	16150	-	299,05	350,52	-	245,00	295,08	122,20
13 3/8	72,87	14,00	106,98	1,75	29,10	-	13 628	16150	-	295,85	350,52	-	245,00	291,88	122,20
	54,50	9,65	78,55	1,82	30,24	-	10 007	15899	-	320,42	365,12	-	245,00	316,45	122,20
	61,00	10,92	88,55	1,82	30,24	-	11 280	15899	-	317,88	365,12	-	245,00	313,91	122,20
	68,00	12,19	98,46	1,84	30,24	-	12 543	15899	-	315,34	365,12	-	245,00	311,37	122,20
	72,00	13,06	105,21	1,84	30,24	-	13 403	15899	-	313,60	365,12	-	245,00	309,63	122,20

We draw your attention to the fact that technical characteristics are for reference only, and any person who uses this information should check its relevance, by contacting the technical department: techsales@tmk-group.com

Strengthen characteristics of pipes with threaded connection TMK UP Simplex

We draw your attention to the fact that technical characteristics are for reference only, and any person who uses this information should check its relevance, by contacting the technical department: techsales@tmk-group.com

Nominal pipe diameter	Pipe wall thickness	Yield Strength in Tension, kN										Minimum Internal Yield Pressure, MPa										Collapse Pressure, MPa									
		Minimum yield strength MPa/ksi										Minimum yield strength MPa/ksi										Minimum yield strength MPa/ksi									
in	mm	379	552	621	655	758	862	931	966	1035	379	552	621	655	758	862	931	966	1035	379	552	621	655	758	862	931	966	1035			
		55	80	90	95	110	125	135	140	150	55	80	90	95	110	125	135	140	150	55	80	90	95	110	125	135	140	150			
4 1/2	114,3	816	1189	1337	1411	1632	1856	-	-	368	53,7	60,4	63,7	73,7	83,8	-	-	-	34,2	43,8	47,0	48,4	52,3	55,2	-	-	-				
		938	1367	1537	1622	1877	2134	-	-	428	62,3	70,1	73,9	85,5	97,3	-	-	-	44,3	59,0	64,2	66,7	73,7	80,1	-	-	-				
5	127	1510	856	1054	1535	1727	1822	2108	2397	-	-	49,7	72,3	81,4	85,8	99,3	113,0	-	-	52,5	76,5	84,3	88,0	98,8	109,2	-	-	-			
		1300	643	923	1344	1512	1595	1846	2099	-	-	33,6	48,9	55,0	58,0	67,2	76,4	-	-	28,6	35,5	37,5	38,4	40,3	41,7	-	-	-			
5 1/2	139,7	1500	752	1070	1558	1753	1849	2140	2433	-	-	39,3	57,2	64,3	67,9	78,5	89,3	-	-	38,3	50,0	54,1	55,9	61,0	65,4	-	-	-			
		1800	919	1289	1878	2112	2228	2578	2932	-	-	48,0	69,9	78,6	82,9	96,0	109,2	-	-	50,9	72,3	79,4	82,8	92,7	102,1	-	-	-			
5 3/4	146,05	2140	1110	1314	1913	2152	2270	2627	2988	-	-	58,0	84,4	95,0	100,2	115,9	131,8	-	-	60,5	88,1	99,1	104,5	120,9	137,5	-	-	-			
		2320	1214	1314	1913	2152	2270	2627	2988	-	-	63,4	92,3	103,9	109,6	126,8	144,2	-	-	65,5	95,4	107,4	113,3	131,1	149,0	-	-	-			
5 1/2	139,7	2410	1270	1314	1913	2152	2270	2627	2988	-	-	66,3	96,6	108,7	114,6	132,7	150,9	-	-	68,2	99,4	111,8	117,9	136,4	155,2	-	-	-			
		1550	698	1103	1607	1807	1906	2206	2509	-	-	33,1	48,3	54,3	57,3	66,3	75,4	-	-	27,8	34,4	36,2	37,0	38,8	40,5	-	-	-			
5 1/2	139,7	2000	917	1417	2064	2322	2449	2834	3223	-	-	36,7	53,4	60,1	63,3	73,3	83,4	-	-	33,8	43,3	46,4	47,9	51,5	54,4	-	-	-			
		2300	1054	1417	2064	2322	2449	2834	3223	-	-	43,5	63,4	71,3	75,2	87,1	99,0	-	-	45,6	60,9	66,5	69,1	76,6	83,4	-	-	-			
5 3/4	146,05	1614	700	1159	1688	1899	2003	2318	2636	-	-	31,8	46,3	52,1	54,9	63,6	72,3	-	-	25,5	30,9	32,3	32,8	34,8	36,8	-	-	-			
		1768	770	1268	1847	2078	2192	2537	2885	-	-	35,0	50,9	57,3	60,4	69,9	79,5	-	-	31,0	39,0	41,5	42,7	45,4	47,3	-	-	-			
5 3/4	146,05	1962	850	1392	2028	2281	2406	2784	3166	-	-	38,6	56,2	63,2	66,7	77,2	87,8	-	-	37,2	48,3	52,1	53,9	58,6	62,6	-	-	-			
		2151	950	1545	2250	2531	2669	3089	3513	-	-	43,1	62,8	70,7	74,6	86,3	98,1	-	-	45,0	59,9	65,3	67,9	75,2	81,7	-	-	-			
5 3/4	146,05	2401	1070	1724	2511	2825	2980	3449	3922	-	-	48,6	70,8	79,6	84,0	97,2	110,5	-	-	51,5	73,9	81,2	84,7	95,0	104,7	-	-	-			

TMK UP SIMPLEX

Nominal pipe diameter	Pipe specific weight	Pipe wall thickness	Yield Strength in Tension, kN										Minimum Internal Yield Pressure, MPa										Collapse Pressure, MPa									
			Minimum yield strength MPa/ksi					Minimum yield strength MPa/ksi					Minimum yield strength MPa/ksi					Minimum yield strength MPa/ksi					Minimum yield strength MPa/ksi									
in	lb/ft	mm	379	552	621	655	758	862	931	966	1035	379	552	621	655	758	862	931	966	1035	379	552	621	655	758	862	931	966	1035			
			55	80	90	95	110	125	135	140	150	55	80	90	95	110	125	135	140	150	55	80	90	95	110	125	135	140	150			
6 5/8	20,00	732	1403	2043	2299	2424	2806	3191	-	-	-	-	-	-	-	-	-	-	-	205	240	255	262	278	288	-	-					
			1527	2224	2502	2639	3053	3472	-	-	-	-	-	-	-	-	-	-	-	-	251	302	316	320	342	361	-	-				
6 5/8	21,25	800	1696	2470	2779	2931	3392	3858	-	-	-	-	-	-	-	-	-	-	-	314	397	423	435	464	484	-	-					
			2800	1988	2896	3258	3436	3977	4522	-	-	-	-	-	-	-	-	-	-	-	426	563	612	636	701	758	-	-				
7	23,00	805	2243	3267	3676	3877	4486	5102	-	-	-	-	-	-	-	-	-	-	-	505	711	781	815	912	1002	-	-					
			1627	2370	2666	2812	3254	3701	-	-	-	-	-	-	-	-	-	-	-	-	225	264	278	286	306	320	-	-				
7	26,00	919	1845	2687	3023	3189	3690	4196	-	-	-	-	-	-	-	-	-	-	-	298	373	396	405	429	444	-	-					
			2065	3008	3384	3570	4131	4698	-	-	-	-	-	-	-	-	-	-	-	-	386	563	633	668	773	879	-	-				
7	29,00	1036	2279	3319	3734	3939	4558	5183	-	-	-	-	-	-	-	-	-	-	-	429	625	704	742	859	977	-	-					
			2487	3623	4076	4299	4975	5658	-	-	-	-	-	-	-	-	-	-	-	-	472	687	773	816	944	1073	-	-				
7 5/8	32,00	1151	2680	3904	4392	4632	5361	6096	-	-	-	-	-	-	-	-	-	-	-	512	745	839	885	1024	1164	-	-					
			1372	2087	2377	2537	2977	3418	-	-	-	-	-	-	-	-	-	-	-	-	540	786	884	927	1043	1155	-	-				
7 5/8	35,00	1265	2677	3012	3177	3677	4181	-	-	-	-	-	-	-	-	-	-	-	-	285	415	467	493	571	649	-	-					
			2087	3040	3420	3608	4175	4748	-	-	-	-	-	-	-	-	-	-	-	-	326	475	534	563	652	741	-	-				
7 5/8	38,00	1372	2376	3461	3894	4107	4753	5405	-	-	-	-	-	-	-	-	-	-	-	374	545	613	646	748	851	-	-					
			2737	3986	4484	4730	5473	6224	-	-	-	-	-	-	-	-	-	-	-	-	435	633	713	752	870	989	-	-				
7 5/8	40,00	1484	2507	3652	4108	4333	5014	5702	-	-	-	-	-	-	-	-	-	-	-	243	353	397	419	485	552	-	-					
			2800	4078	4588	4839	5600	6368	-	-	-	-	-	-	-	-	-	-	-	-	272	396	446	470	544	619	-	-				
9 5/8	43,50	1105	4473	5032	5308	6142	6985	-	-	-	-	-	-	-	-	-	-	-	-	300	437	491	518	600	682	-	-					
			4700	1199	3319	4834	5438	5736	6638	7549	-	-	-	-	-	-	-	-	-	-	325	474	533	562	651	740	-	-				
9 5/8	53,50	1384	3801	5536	6227	6568	7601	8644	-	-	-	-	-	-	-	-	-	-	-	375	547	615	649	751	854	-	-					
			5536	6227	6568	7601	8644	-	-	-	-	-	-	-	-	-	-	-	-	-	354	456	491	506	548	581	-	-				

We draw your attention to the fact that technical characteristics are for reference only, and any person who uses this information should check its relevance, by contacting the technical department: techsales@tmk-group.com

Strengthen characteristics of pipes with threaded connection TMK UP Simplex

We draw your attention to the fact that technical characteristics are for reference only, and any person who uses this information should check its relevance, by contacting the technical department: techsales@tmk-group.com

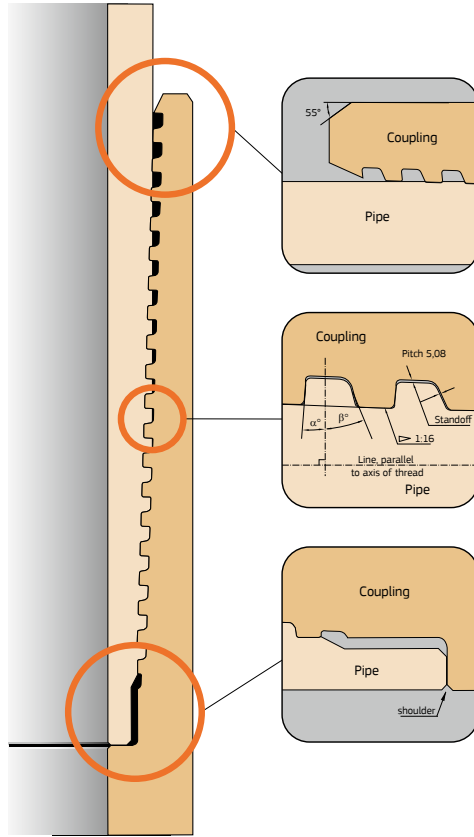
Nominal pipe diameter	Pipe wall thickness	Yield Strength in Tension, kN												Minimum Internal Yield Pressure, MPa												Collapse Pressure, MPa											
		Minimum yield strength MPa/ksi												Minimum yield strength MPa/ksi												Minimum yield strength MPa/ksi											
in	MM	379	552	621	655	758	862	931	966	1035	379	552	621	655	758	862	931	966	1035	379	552	621	655	758	862	931	966	1035									
		55	80	90	95	110	125	135	140	150	55	80	90	95	110	125	135	140	150	55	80	90	95	110	125	135	140	150									
10 3/4	273.05	2796	4072	4582	4832	5592	6360	-	-	-	21.6	31.5	35.4	37.3	43.2	49.1	-	-	-	10.9	11.9	11.9	12.0	12.1	12.2	-	-										
		3180	4632	5211	5496	6360	7233	-	-	-	24.7	35.9	40.4	42.7	49.4	56.1	-	-	-	14.4	17.1	17.7	17.8	17.9	18.0	-	-										
12 3/4	323.85	3560	5186	5834	6153	7121	8098	-	-	-	27.8	40.4	45.5	48.0	55.5	63.1	-	-	-	18.7	22.2	23.5	24.0	25.2	25.8	-	-										
		3899	5678	6388	6738	7797	8867	-	-	-	30.5	44.5	50.0	52.8	61.1	69.4	-	-	-	23.4	27.7	28.7	29.6	31.8	33.4	-	-										
13 3/8	339.72	4271	6221	6999	7382	8543	9715	-	-	-	33.6	49.0	55.1	58.1	67.2	76.5	-	-	-	28.7	35.6	37.6	38.5	40.5	41.9	-	-										
		5192	7516	8529	9016	10516	12101	-	-	-	37.4	53.6	60.3	63.6	74.1	83.6	-	-	-	31.5	39.6	42.1	43.1	45.4	47.1	-	-										
12 3/4	323.85	5089	950	3556	5179	5826	6145	7111	8087	-	19.5	28.3	31.9	33.6	38.9	44.3	-	-	-	8.5	8.7	8.9	9.0	9.0	9.0	-	-										
		5878	1100	4097	5968	6714	7081	8195	9319	-	22.5	32.8	36.9	38.9	45.1	51.2	-	-	-	12.0	13.5	13.6	13.5	13.5	13.5	-	-										
13 3/8	339.72	6513	1240	4598	6697	7534	7947	9197	10458	-	25.4	37.0	41.6	43.9	50.8	57.8	-	-	-	15.2	18.2	19.0	19.3	19.6	19.6	-	-										
		7287	1400	5165	7523	8463	8926	10330	11747	-	28.7	41.8	47.0	49.6	57.3	65.2	-	-	-	20.2	23.7	25.2	25.8	27.4	28.3	-	-										
13 3/8	339.72	5450	965	3792	5524	6214	6554	7585	8626	-	18.8	27.4	30.9	32.6	37.7	42.9	-	-	-	7.8	7.9	8.0	8.0	8.1	8.2	-	-										
		6100	1092	4275	6226	7005	7388	8550	9723	-	21.3	31.1	34.9	36.8	42.6	48.5	-	-	-	10.6	10.7	10.8	10.8	10.9	11.0	-	-										
13 3/8	339.72	6800	1219	4754	6924	7789	8216	9508	10812	-	23.8	34.7	39.0	41.1	47.6	54.1	-	-	-	13.4	15.6	16.0	16.1	16.2	16.3	-	-										
		7200	1306	5080	7398	8323	8779	10159	11553	-	25.5	37.1	41.8	44.1	51.0	58.0	-	-	-	15.4	18.4	19.2	19.5	19.9	20.0	-	-										

Lite Series

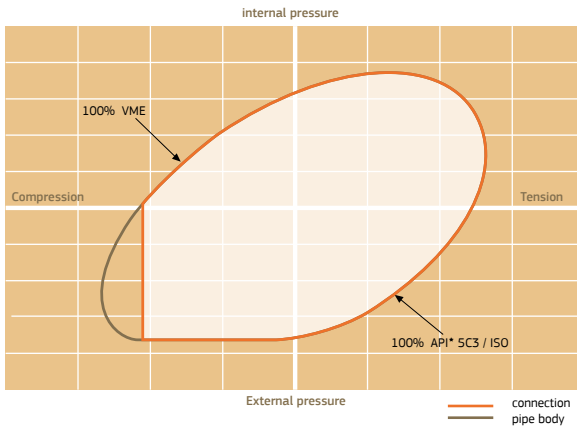
■ Threaded connection
TMK UP CWB



TMK UP
CWB



**TMK UP CWB
Performance Envelope**



TMK UP CWB for Casing

TMK UP CWB – threaded and coupled connection with increased performance characteristics in reference to Buttress thread. Internal shoulder provides resistance to torque loads and 100%** efficiency to compressive loads. The connection has been fatigue tested and successfully used for Casing while Drilling, RIH and cementing operations with rotation. TMK UP CWB is an affordable and effective tool for well constructions in complicated conditions.

Range: 4"–13 3/8" / 101.60–339.72 mm

Unique Feature:

- 100%** compression efficiency
- 100%** tension efficiency
- Box-to-pin shoulder
- Sealability through thread compound
- Over-torque protection during make-up
- Additional sealing barrier
- Compatibility with API* Buttress without crossovers
- Robust galling resistance
- Increased fatigue strength
- Prevention from coupling's internal surface erosion

Application:

- Vertical wells
- Deviated wells
- Horizontal oil wells
- RIH with rotation
- Cementing with rotation
- Low GOR wells
- Casing while Drilling (CwD)

Nominal pipe diameter	Pipe specific weight		Pipe wall thickness	Weight of plain-end pipes	Removed metal weight (both ends)	Coupling weight		Pipe cross-section area	Critical C/S area of coupling	Critical C/S area of special coupling	Inside diameter of coupling	Outside diameter of coupling	Outside diameter of special coupling	Coupling length	Drift diameter	Length makeup loss	
	in	mm				lb/ft	kg/m									kg	kg
4	101,60	10,70	15,24	0,85	3,30	1,942	2,686	1983	88,60	114,00	110,00	114,00	110,00	190,00	85,42	83,00	83,00
		13,20	8,38	19,27	0,87	4,4	2,454	2,686	1983	86,40	114,00	110,00	114,00	110,00	190,00	81,66	83,00
4 1/2	114,30	13,50	7,37	19,44	0,61	5,83	4,60	2,758	2,132	127,00	123,82	127,00	123,82	250,00	96,38	109,50	109,50
		15,10	8,56	22,32	0,62	7,17	4,68	2,844	2,758	2132	127,00	123,82	127,00	123,82	250,00	94,00	109,50
5	127,00	13,00	6,43	19,12	0,69	5,13	2,436	3,443	2400	114,10	141,30	136,52	141,30	250,00	110,96	110,10	110,10
		15,00	7,52	22,16	0,73	7,17	5,13	2,823	3,443	2400	114,10	141,30	136,52	141,30	250,00	108,78	110,10
5	127,00	18,00	9,19	26,70	0,74	7,3	5,26	3,401	3,443	2400	111,00	141,30	136,52	250,00	105,44	110,10	110,10
		21,40	11,10	31,73	0,74	7,44	5,40	4,042	3,443	2400	107,50	141,30	136,52	250,00	101,62	110,10	110,10
5 1/2	139,70	23,20	12,14	34,39	0,74	7,53	5,48	4,381	3,443	2400	105,40	141,30	136,52	250,00	99,54	110,10	110,10
		24,10	12,70	35,80	0,74	7,56	5,52	4,560	3,443	2400	104,40	141,30	136,52	250,00	98,42	110,10	110,10
5 1/2	139,70	15,50	6,98	22,85	0,8	7,57	5,49	2,910	3,714	2655	126,60	153,67	149,22	250,00	122,56	111,70	111,70
		17,00	7,72	25,13	0,84	7,57	5,49	3,201	3,714	2655	126,60	153,67	149,22	250,00	121,08	111,70	111,70
5 1/2	139,70	20,00	9,17	29,52	0,84	7,66	5,59	3,760	3,714	2655	123,90	153,67	149,22	250,00	118,18	111,70	111,70
		23,00	10,54	33,57	0,84	7,75	5,67	4,277	3,714	2655	121,30	153,67	149,22	250,00	115,44	111,70	111,70
5 3/4	146,05	16,14	7,00	24,00	1,13	11,13	6,17	3,058	5,429	2900	132,80	166,00	156,00	250,00	128,87	115,60	115,60
		17,68	7,70	26,27	1,16	11,13	6,17	3,347	5,429	2900	132,80	166,00	166,00	250,00	127,47	115,60	115,60
5 3/4	146,05	19,62	8,50	28,83	1,2	11,15	6,19	3,673	5,429	2900	132,30	166,00	166,00	250,00	125,87	115,60	115,60
		21,51	9,50	31,99	1,2	11,2	6,24	4,075	5,429	2900	130,50	166,00	166,00	250,00	123,87	115,60	115,60
5 3/4	146,05	24,01	10,70	35,71	1,2	11,27	6,31	4,550	5,429	2900	128,30	166,00	166,00	250,00	121,47	115,60	115,60
		20,00	7,32	29,06	1,08	12,13	6,55	3,702	6,107	3262	154,70	187,71	177,80	177,80	250,00	150,46	117,20
6 5/8	168,28	21,25	8,00	31,62	1,12	12,13	6,55	4,028	6,107	3262	154,70	187,71	177,80	250,00	149,10	117,20	117,20
		24,00	8,94	35,13	1,13	12,18	6,6	4,475	6,107	3262	153,20	187,71	177,80	250,00	147,22	117,20	117,20
6 5/8	168,28	28,00	10,59	41,18	1,14	12,27	6,69	5,246	6,107	3262	150,10	187,71	177,80	250,00	143,92	117,20	117,20
		32,00	12,06	46,46	1,14	12,35	6,77	5,919	6,107	3262	147,30	187,71	177,80	250,00	140,98	117,20	117,20

We draw your attention to the fact that technical characteristics are for reference only, and any person who uses this information should check its relevance, by contacting the technical department: techsales@tmk-group.com

Geometrical parameters of pipes with threaded connection TMK UP CWB

Nominal pipe diameter	Pipe specific weight	Pipe wall thickness	Weight of plain-end pipes	Removed metal weight (both ends)	Coupling weight		Pipe cross-section area	Critical C/S area of coupling	Critical C/S area of special coupling	Inside diameter of coupling	Outside diameter of coupling	Outside diameter of special coupling	Coupling length	Drift diameter	Length makeup loss
					Regular	Special									
in	lb/ft	mm	kg/m	kg	kg	kg	mm ²	mm ²	mm ²	mm	mm	mm	mm	mm	mm
7	23,00	8,05	33,70	1,28	15,55	7,50	4,291	7393	3526	164,00	200,03	187,32	265,00	158,52	122,00
	26,00	9,19	38,21	1,3	15,62	7,58	4,866	7393	3526	162,20	200,03	187,32	265,00	156,24	122,00
	29,00	10,36	42,78	1,3	15,71	7,67	5,447	7393	3526	160,00	200,03	187,32	265,00	153,90	122,00
	32,00	11,51	47,20	1,3	15,8	7,76	6,010	7393	3526	157,80	200,03	187,32	265,00	151,60	122,00
	35,00	12,65	51,52	1,31	15,88	7,84	6,560	7393	3526	155,80	200,03	187,32	265,00	149,32	122,00
	38,00	13,72	55,52	1,32	15,97	7,92	7,069	7393	3526	153,80	200,03	187,32	265,00	147,18	122,00
	42,70	15,88	63,41	1,34	16,11	8,07	8,074	7393	3526	150,00	200,03	187,32	265,00	142,86	122,00
	46,40	17,45	69,01	1,33	16,24	8,19	8,786	7393	3526	146,80	200,03	187,32	265,00	139,72	122,00
	29,70	9,52	43,24	1,55	17,57	10,76	5,508	8103	4946	171,40	215,90	206,38	275,00	171,46	128,37
	33,70	10,92	49,22	1,59	17,65	10,84	6,270	8103	4946	175,40	215,90	206,38	275,00	168,66	128,37
7 5/8	39,00	12,70	56,68	1,57	17,81	10,99	7,221	8103	4946	171,40	215,90	206,38	275,00	165,10	128,37
	45,30	15,11	66,54	1,63	17,94	11,12	8,477	8103	4946	168,00	215,90	206,38	275,00	160,28	128,37
	32,30	7,92	46,20	2,02	27,55	15,17	5,886	11544	6287	230,10	269,88	257,18	300,00	224,67	133,10
	36,00	8,94	51,93	2,13	27,55	15,17	6,615	11544	6287	230,10	269,88	257,18	300,00	222,63	133,10
	40,00	10,03	57,99	2,14	27,74	15,36	7,388	11544	6287	228,10	269,88	257,18	300,00	220,45	133,10
	43,50	11,05	63,61	2,15	27,92	15,54	8,103	11544	6287	226,20	269,88	257,18	300,00	218,41	133,10
	47,00	11,99	68,75	2,15	28,09	15,71	8,757	11544	6287	224,40	269,88	257,18	300,00	216,53	133,10
	53,50	13,84	78,72	2,17	28,4	16,02	10,028	11544	6287	221,00	269,88	257,18	300,00	212,83	133,10
	58,40	15,11	85,47	2,18	28,62	16,24	10,888	11544	6287	218,60	269,88	257,18	300,00	210,29	133,10
	59,40	15,47	87,37	2,18	28,69	16,31	11,130	11544	6287	217,90	269,88	257,18	300,00	209,57	133,10
64,90	17,07	95,73	2,19	28,96	16,57	12,195	11544	6287	214,90	269,88	257,18	300,00	206,37	133,10	

We draw your attention to the fact that technical characteristics are for reference only, and any person who uses this information should check its relevance, by contacting the technical department: techsales@tmk-group.com

Nominal pipe diameter	Pipe specific weight	Pipe wall thickness	Weight of plain-end pipes	Removed metal weight (both ends)	Coupling weight		Pipe cross-section area	Critical C/S area of coupling	Critical C/S area of special coupling	Inside diameter of coupling	Outside diameter of coupling	Outside diameter of special coupling	Coupling length	Drift diameter	Length makeup loss	
					Regular	Special									mm	mm
10 3/4	4050	8,89	57,91	2,25	30,6	16,88	7 378	12857	7029	25870	29850	28580	300,00	251,30	133,10	133,10
	4550	10,16	65,87	2,36	30,73	17,01	8 391	12857	7029	25750	29850	28580	300,00	248,76	133,10	133,10
	5100	11,43	73,75	2,38	30,88	17,25	9 394	12857	7029	25520	29850	28580	300,00	246,22	133,10	133,10
	5550	12,57	80,75	2,35	31,21	17,49	10 286	12857	7029	25300	29850	28580	300,00	243,94	133,10	133,10
	6070	13,84	88,47	2,39	31,43	17,71	11 270	12857	7029	25090	29850	28580	300,00	241,40	133,10	133,10
	7320	17,07	107,76	1,91	33,34	19,16	13 727	12857	7029	24600	29850	28580	300,00	234,94	133,10	133,10
12 3/4	4591	8,50	66,10	2,76	38,39	-	8 421	16092	-	30950	351,00	-	310,00	302,88	133,10	133,10
	5089	9,50	73,65	2,92	40,08	-	9 382	16092	-	30950	351,00	-	310,00	300,88	133,10	133,10
	5878	11,00	84,87	2,94	40,57	-	10 811	16092	-	30650	351,00	-	310,00	297,88	133,10	133,10
	6513	12,40	95,24	2,94	41,02	-	12 133	16092	-	30380	351,00	-	310,00	295,08	133,10	133,10
	7287	14,00	106,98	2,96	41,51	-	13 628	16092	-	30080	351,00	-	310,00	291,88	133,10	133,10
	5450	9,65	78,55	3,08	39,6	-	10 007	15841	-	325,00	365,13	-	310,00	316,45	133,10	133,10
13 3/8	6100	10,92	88,55	3,1	40,37	-	11 280	15841	-	322,70	365,13	-	310,00	313,91	133,10	133,10
	6800	12,19	98,46	3,12	40,84	-	12 543	15841	-	320,30	365,13	-	310,00	311,37	133,10	133,10
	7200	13,06	105,21	3,08	40,17	-	13 403	15841	-	318,60	365,13	-	310,00	309,63	133,10	133,10

We draw your attention to the fact that technical characteristics are for reference only, and any person who uses this information should check its relevance, by contacting the technical department: techsales@tmk-group.com

Strength characteristics of pipes with TMK UP CWB threaded connection

Nominal pipe diameter	Pipe specific thickness	Pipe wall thickness	Yield Strength in Tension, kN										Minimum Internal Yield Pressure, MPa										Collapse Pressure, MPa										
			Minimum yield strength MPa/ksi										Minimum yield strength MPa/ksi										Minimum yield strength MPa/ksi										
			379	552	621	655	758	862	931	966	1035	1035	379	552	621	655	758	862	931	966	1035	1035	379	552	621	655	758	862	931	966	1035	1035	
in	mm	mm	379	552	621	655	758	862	931	966	1035	1035	379	552	621	655	758	862	931	966	1035	1035	379	552	621	655	758	862	931	966	1035	1035	
4	101,60	10,70	55	80	90	95	110	125	135	140	150	150	80	90	95	110	125	135	140	150	150	80	90	95	110	125	135	140	150	150			
		13,20	8,38	930	1355	1524	1607	1860	2115	2285	2371	2562	2371	2562	54,7	79,7	89,6	94,5	109,4	124,4	134,4	139,4	149,4	149,4	57,4	83,5	94,0	99,1	114,7	130,4	138,8	143,0	151,1
4 1/2	114,30	15,10	8,56	10,45	15,22	17,13	18,06	20,91	23,77	25,68	26,64	28,55	26,64	28,55	49,7	72,3	81,4	85,8	99,3	113,0	122,0	126,6	135,6	135,6	52,5	76,5	84,3	88,0	98,8	109,2	115,7	118,9	124,9
		13,00	6,43	9,23	13,44	15,12	15,95	18,46	20,99	22,68	23,53	25,21	23,53	25,21	33,6	48,9	55,0	58,0	67,2	76,4	82,5	85,6	91,7	28,6	35,5	37,5	38,4	40,3	41,7	43,2	43,9	45,0	
5	127,00	18,00	9,19	12,89	18,78	21,12	22,28	25,78	29,32	31,67	32,86	35,20	32,86	35,20	48,0	69,9	78,6	82,9	96,0	109,2	117,9	122,3	131,1	131,1	50,9	72,3	79,4	82,8	92,7	102,1	108,0	110,8	116,2
		21,40	11,10	13,05	19,01	21,38	22,55	26,10	29,68	32,05	33,26	35,64	33,26	35,64	58,0	84,4	95,0	100,2	115,9	131,8	142,4	147,8	158,3	160,5	88,1	99,1	104,5	120,9	137,5	148,5	154,1	165,1	
5 1/2	139,70	23,20	12,14	13,05	19,01	21,38	22,55	26,10	29,68	32,05	33,26	35,64	33,26	35,64	63,4	92,3	103,9	109,6	126,8	144,2	155,7	161,6	173,1	173,1	65,5	95,4	107,4	113,3	131,1	149,0	161,0	167,0	179,0
		24,10	12,70	13,05	19,01	21,38	22,55	26,10	29,68	32,05	33,26	35,64	33,26	35,64	66,3	96,6	108,7	114,6	132,7	150,9	162,9	169,1	181,1	181,1	68,2	99,4	111,8	117,9	136,4	155,2	167,6	173,9	186,3
5 3/4	146,05	16,14	7,00	11,59	16,88	18,99	20,03	23,18	26,36	28,47	29,54	31,65	29,54	31,65	31,8	46,3	52,1	54,9	63,6	72,3	78,1	81,0	86,8	25,5	30,9	32,3	32,8	34,8	36,8	37,9	38,3	38,9	
		17,68	7,70	12,68	18,47	20,78	21,92	25,37	28,85	31,16	32,33	34,64	32,33	34,64	35,0	50,9	57,3	60,4	69,9	79,5	85,9	89,1	95,5	31,0	39,0	41,5	42,7	45,4	47,3	48,0	48,2	49,7	
6 5/8	168,28	19,62	8,50	13,92	20,28	22,81	24,06	27,84	31,66	34,20	35,48	38,02	35,48	38,02	38,6	56,2	63,2	66,7	77,2	87,8	94,8	98,4	105,4	31,2	48,3	52,1	53,9	58,6	62,6	64,7	65,7	67,2	
		21,51	9,50	15,45	22,50	25,31	26,69	30,89	35,13	37,94	39,37	42,18	42,18	42,18	43,1	62,8	70,7	74,6	86,3	98,1	106,0	110,0	117,8	45,0	59,9	65,3	67,9	75,2	81,7	85,7	87,5	90,9	
6 5/8	168,28	24,01	10,70	17,24	25,11	28,25	29,80	34,49	39,22	42,36	43,95	47,09	43,95	47,09	48,6	70,8	79,6	84,0	97,2	110,5	119,4	123,9	132,7	51,5	73,9	81,2	84,7	95,0	104,7	110,7	113,7	119,3	
		20,00	7,32	14,03	20,43	22,99	24,24	28,06	31,91	34,46	35,76	38,11	28,9	42,0	47,3	49,9	57,7	65,6	70,9	73,5	78,8	20,5	24,0	25,5	26,2	27,8	28,8	29,1	29,2	29,3			
6 5/8	168,28	21,25	8,00	15,27	22,24	25,02	26,39	30,53	34,72	37,50	38,91	41,69	38,91	41,69	31,5	45,9	51,7	54,5	63,1	71,7	77,5	80,4	86,1	25,1	30,2	31,6	32,0	34,2	36,1	37,1	37,5	38,1	
		24,00	8,94	16,96	24,70	27,79	29,31	33,92	38,58	41,66	43,23	46,32	35,2	51,3	57,7	60,9	70,5	80,1	86,6	89,8	96,2	31,4	39,7	42,3	43,5	46,4	48,4	49,3	49,5	50,6			
6 5/8	168,28	28,00	10,59	19,88	28,96	32,58	34,36	39,77	45,22	48,84	50,68	54,30	50,68	54,30	41,7	60,8	68,4	72,1	83,5	94,9	102,5	106,4	114,0	42,6	56,3	61,2	63,6	70,1	75,8	79,2	80,8	83,6	
		32,00	12,06	22,43	32,67	36,76	38,77	44,86	51,02	55,10	57,18	61,26	47,5	69,2	77,9	82,1	95,1	108,1	116,8	121,2	129,8	50,5	71,1	78,1	81,5	91,2	100,2	105,9	108,6	110,8			

We draw your attention to the fact that technical characteristics are for reference only, and any person who uses this information should check its relevance, by contacting the technical department: techsales@tmk-group.com

Strength characteristics of pipes with TMK UP CWB threaded connection

TMK UP CWB

Nominal pipe diameter	Pipe specific weight	Pipe wall thickness	Yield Strength in Tension, kN										Minimum Internal Yield Pressure, MPa										Collapse Pressure, MPa									
			Minimum yield strength MPa/ksi					Minimum yield strength MPa/ksi					Minimum yield strength MPa/ksi					Minimum yield strength MPa/ksi					Minimum yield strength MPa/ksi									
7	23.00	8.05	379	552	621	655	758	862	931	966	1035	379	552	621	655	758	862	931	966	1035	379	552	621	655	758	862	931	966	1035			
			55	80	90	95	110	125	135	140	150	55	80	90	95	110	125	135	140	150	55	80	90	95	110	125	135	140	150			
			1626	2369	2665	2811	3253	3699	3995	4145	4441	300	437	492	519	601	683	738	765	820	225	264	278	286	306	326	326	328	330			
			2600	919	1864	2686	3022	3187	3688	4194	4530	5036	343	439	562	592	686	780	842	874	936	373	396	405	429	444	453	461	474			
			2900	10.36	2064	3007	3383	3568	4129	4695	5071	5262	386	563	633	668	713	879	949	985	1055	372	484	522	540	588	628	649	659	675		
			3200	11.51	2278	3318	3732	3937	4556	5181	5595	5806	6220	429	625	704	742	859	977	1055	1094	1173	446	594	647	672	744	808	847	865	898	
			3500	12.65	2486	3621	4074	4297	4972	5655	6107	6337	6790	472	687	773	816	944	1073	1159	1203	1289	501	703	771	804	898	987	1042	1069	1120	
			3800	13.72	2679	3902	4390	4630	5358	6093	6581	6829	7316	512	745	839	885	1024	1164	1257	1304	1398	540	786	884	927	1043	1155	1226	1261	1327	
			4270	15.88	2802	4081	4591	4842	5604	6373	6883	7142	7652	592	863	971	1024	1185	1347	1455	1510	1618	617	898	1010	1066	1233	1402	1514	1571	1684	
			4640	17.45	2802	4081	4591	4842	5604	6373	6883	7142	7652	651	948	1067	1125	1302	1481	1599	1659	1778	671	977	1099	1160	1342	1526	1648	1710	1832	
7 5/8	29.70	9.52	2970	552	621	655	758	862	931	966	1035	2970	552	621	655	758	862	931	966	1035	2970	552	621	655	758	862	931	966	1035			
			3370	10.92	2376	3461	3894	4107	4753	5405	5837	6057	6489	374	545	613	646	748	851	919	953	1021	351	452	486	502	543	575	592	599	610	
			3900	12.70	2737	3986	4484	4730	5473	6224	6723	6975	7474	435	633	713	752	870	989	1068	1108	1188	456	608	663	690	764	832	873	892	927	
			4530	15.11	3071	4473	5032	5307	6142	6985	7544	7827	8387	517	754	848	894	1035	1177	1271	1319	1413	546	794	893	943	1065	1179	1253	1288	1357	
			3230	7.92	2231	3249	3655	3855	4462	5074	5480	5680	6092	215	313	352	371	430	489	528	547	587	108	118	119	120	121	122	123	124	125	
			3600	8.94	2507	3652	4108	4333	5034	5702	6159	6384	6847	242	353	397	419	485	552	596	618	662	140	164	168	170	171	172	173	173	174	
			4000	10.03	2800	4078	4588	4839	5600	6368	6878	7129	7646	272	396	446	470	544	619	668	693	743	177	213	224	229	239	243	244	245	245	
			4350	11.05	3071	4473	5032	5308	6142	6985	7544	7820	8387	300	437	491	518	600	682	736	763	819	224	263	277	285	305	319	325	326	327	
			4700	11.99	3319	4834	5438	5736	6638	7549	8153	8451	9064	325	474	533	562	651	740	799	828	888	268	328	345	351	365	389	401	406	414	
			5350	13.84	3801	5536	6227	6568	7601	8644	9336	9677	10379	375	547	615	649	751	854	922	956	1025	354	456	491	506	548	581	599	606	618	
5840	15.11	4127	6010	6761	7132	8253	9386	10137	10507	11269	410	597	672	708	820	932	1007	1044	1119	413	545	591	613	673	727	752	772	797				
5940	15.47	4218	6144	6912	7290	8437	9594	10362	10740	11520	420	611	688	725	839	955	1031	1069	1146	430	569	619	643	709	768	803	819	848				
6490	17.07	4375	6372	7169	7561	8750	9951	10747	11140	11948	463	674	759	800	926	1053	1138	1179	1265	493	680	746	777	867	951	1003	1027	1074				

We draw your attention to the fact that technical characteristics are for reference only, and any person who uses this information should check its relevance, by contacting the technical department: techsales@tmk-group.com

Strength characteristics of pipes with TMK UP CWB threaded connection

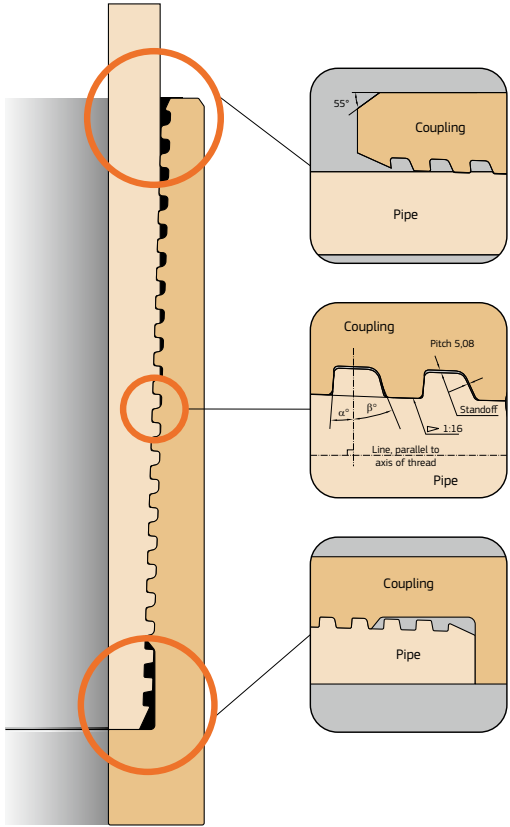
Nominal pipe diameter	Pipe specific weight	Pipe wall thickness	Yield Strength in Tension, kN												Minimum Internal Yield Pressure, MPa						Collapse Pressure, MPa										
			Minimum yield strength MPa/ksi												Minimum yield strength MPa/ksi						Minimum yield strength MPa/ksi										
			379	552	621	655	758	862	931	966	1035	379	552	621	655	758	862	931	966	1035	552	621	655	758	862	931	966	1035			
in	lb/ft	mm	55	80	90	95	110	125	135	140	150	155	80	90	95	110	125	135	140	150	155	80	90	95	110	125	135	140	150		
	40.50	8.89	2796	4072	4582	4832	5592	6360	6869	7119	7636	21.6	31.5	35.4	37.3	43.2	49.1	53.0	55.0	59.0	10.9	11.9	12.0	12.1	12.2	12.3	12.4	12.5			
	45.50	10.16	3180	4632	5211	5496	6360	7233	7812	8097	8685	24.7	35.9	40.4	42.7	49.4	56.1	60.6	62.8	67.4	14.4	14.4	17.1	17.7	17.8	17.9	18.0	17.5	17.6	17.7	
10 3/4	273.05	51.00	3560	5186	5834	6153	7121	8098	8746	9066	9723	27.8	40.4	45.5	48.0	55.5	63.1	68.2	70.7	75.8	18.7	22.2	23.5	24.0	25.2	25.8	25.9	26.0	26.1		
	55.50	12.57	3899	5678	6388	6738	7797	8867	9577	9926	10646	30.5	44.5	50.0	52.8	61.1	69.4	75.0	77.7	83.4	23.4	27.7	28.7	29.6	31.8	33.4	34.1	34.4	34.7		
	60.70	13.84	4271	6221	6999	7382	8543	9715	10493	10876	11665	33.6	49.0	55.1	58.1	67.2	76.5	82.6	85.6	91.8	28.7	35.6	37.6	38.5	40.5	41.9	43.4	44.0	45.1		
	73.20	17.07	4873	7097	7984	8421	9746	11083	11970	12407	13307	41.5	60.4	67.9	71.7	82.9	94.3	101.9	105.6	113.2	42.1	55.6	60.4	62.7	69.1	74.6	77.9	79.4	82.8		
	45.91	8.50	3192	4648	5229	5516	6383	7259	7840	8135	8716	17.4	25.4	28.5	30.1	34.8	39.6	42.8	44.4	47.5	8.4	8.6	8.8	8.9	9.0	9.1	9.0	9.0	9.0		
12 3/4	323.85	50.89	9.50	3556	5179	5826	6145	7111	8087	8734	9063	9710	19.5	28.3	31.9	33.6	38.9	44.3	47.8	49.6	53.1	8.5	8.7	8.9	9.0	9.0	9.0	9.1	9.0		
	58.78	11.00	4097	5968	6714	7081	8195	9319	10065	10444	11190	22.5	32.8	36.9	38.9	45.1	51.2	55.3	57.4	61.5	12.0	13.5	13.6	13.5	13.5	13.5	13.9	14.0	14.1		
	65.13	12.40	4598	6697	7534	7947	9197	10458	11296	11720	12557	25.4	37.0	41.6	43.9	50.8	57.8	62.4	64.7	69.4	15.2	18.2	19.0	19.3	19.6	19.6	19.8	19.9	20.0		
	72.87	14.00	5165	7523	8463	8926	10330	11747	12688	13165	14105	28.7	41.8	47.0	49.6	57.3	65.2	70.4	73.1	78.3	20.2	23.7	25.2	25.8	27.4	28.3	28.5	28.6	28.7		
	54.50	9.65	3792	5524	6214	6554	7585	8626	9316	9666	10357	18.8	27.4	30.9	32.6	37.7	42.9	46.3	48.0	51.4	7.8	7.9	8.0	8.0	8.1	8.2	8.3	8.4	8.5		
13 3/8	339.72	61.00	10.92	4275	6226	7005	7388	8550	9723	10502	10986	11.675	17.3	21.3	24.9	28.6	32.6	35.8	38.2	42.6	48.5	52.4	54.3	58.2	60.6	60.7	10.8	10.8	11.0	11.1	11.3
	68.00	12.19	4754	6924	7789	8216	9508	10812	11678	12117	12982	23.8	34.7	39.0	41.1	47.6	54.1	58.5	60.7	65.0	13.4	15.6	16.0	16.1	16.2	16.3	16.4	16.5	16.6		
	72.00	13.06	5080	7398	8323	8779	10159	11553	12478	12947	13872	25.5	37.1	41.8	44.1	51.0	58.0	62.6	65.0	69.6	15.4	18.4	19.2	19.5	19.9	20.0	20.1	20.2	20.3		

We draw your attention to the fact that technical characteristics are for reference only, and any person who uses this information should check its relevance, by contacting the technical department: techsales@tmk-group.com

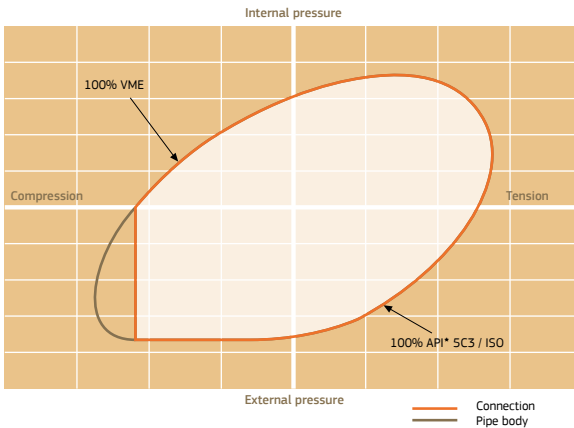
Lite Series

■ Threaded connection
TMK UP CWB II





**TMK UP CWB II
Performance Envelope**



TMK UP CWB II

TMK UP CWB II – threaded and coupled connection with increased performance characteristics in reference to Buttress thread. Connection is an excellent alternative to Buttress connection with a wide range of application: string rotation during run-in-hole operation, cementing operations and also drilling while casing. The key difference from TMK UP CWB is the increased thickness of the torque shoulder, which provides higher resistance to torsional loads and increases compression performance.

Range: 4-1/2"–13-3/8" / 114,3 mm–339,72 mm

Unique Feature:

- 100%** compression efficiency
- 100%** tension efficiency
- Box-to-pin shoulder
- Enlarged torque shoulder for high torsional capacity and increased compression performance
- Sealability through thread compound
- Over-torque protection during make-up
- Additional sealing barrier
- Compatibility with API* Buttress without crossovers
- Robust galling resistance
- Increased fatigue strength
- Prevention from coupling's internal surface erosion

Application:

- Vertical wells
- Deviated wells
- Horizontal oil wells
- RIH with rotation
- Cementing with rotation
- Low GOR wells
- Casing while drilling (CwD)

Nominal pipe diameter	Pipe specific weight	Pipe wall thickness	Weight of plain-end pipes	Removed metal weight (both ends)	Coupling weight		Pipe cross-section area	Critical C/S area of coupling	Critical C/S area of special coupling	Inside diameter of coupling	Outside diameter of coupling	Outside diameter of special coupling	Coupling length	Drift diameter	Length makeup loss
					Regular	Special									
4 1/2	11.51	6.35	16.61	0.33	4.64	4.26	21.54	21.54	2012	101.6	127	123.82	217	98.42	98.5
	12.39	6.88	18.23	0.35	4.66	4.28	23.22	23.22	2012	100.5	127	123.82	217	97.36	98.5
	13.19	7.37	19.44	0.37	4.68	4.32	24.76	24.76	2012	99.6	127	123.82	217	96.38	98.5
	15.11	8.56	22.32	0.38	4.74	4.36	28.44	26.39	2012	97.2	127	123.82	217	94	98.5
	13.2	6.43	19.12	0.74	8.42	4.29	24.36	24.36	2268	114.1	141.3	136.52	220	110.96	100.1
5	15.22	7.52	22.16	0.8	8.46	4.33	28.23	28.23	2268	112	141.3	136.52	220	108.78	100.1
	18.25	9.19	26.7	0.86	8.54	4.41	34.01	33.11	2268	108.6	141.3	136.52	220	105.44	100.1
	21.59	11.1	31.73	0.94	8.64	4.51	40.42	33.11	2268	104.8	141.3	136.52	220	101.62	100.1
	23.36	12.14	34.39	0.98	8.7	4.57	43.81	33.11	2268	102.7	141.3	136.52	220	99.54	100.1
	24.3	12.7	35.8	1.02	8.72	4.59	45.60	33.11	2268	101.6	141.3	136.52	220	98.42	100.1
5 1/2	15.73	6.98	22.85	0.86	9.38	4.8	29.10	29.10	2509	125.7	153.67	149.22	224	122.56	101.7
	17.25	7.72	25.13	0.88	9.44	4.86	32.01	32.01	2509	124.3	153.67	149.22	224	121.08	101.7
	20.17	9.17	29.52	0.94	9.52	4.94	37.60	35.68	2509	121.4	153.67	149.22	224	118.18	101.7
	22.86	10.54	33.57	1	9.62	5.04	42.77	35.68	2509	118.6	153.67	149.22	224	115.44	101.7
	16.52	7	24	0.9	9.76	5.29	30.58	30.58	2760	132.1	166	156	227	128.87	103.2
5 3/4	18.03	7.7	26.27	0.94	9.8	5.33	33.47	33.47	2760	130.7	166	156	227	127.47	103.2
	19.73	8.5	28.83	0.98	9.86	5.39	36.73	36.73	2760	129.1	166	156	227	125.87	103.2
	21.83	9.5	31.99	1.02	9.92	5.45	40.75	40.75	2760	127.1	166	156	227	123.87	103.2
	24.31	10.7	35.72	1.08	10	5.53	45.50	45.50	2760	124.7	166	156	227	121.47	103.2

We draw your attention to the fact that technical characteristics are for reference only, and any person who uses this information should check its relevance, by contacting the technical department: techsales@tmk-group.com

Geometrical parameters of pipes with threaded connection TMK UP CWB II

Nominal pipe diameter	Pipe specific weight	Pipe wall thickness	Weight of plain-end pipes	Removed metal weight (both ends)	Coupling weight		Pipe cross-section area	Critical C/S area of coupling	Critical C/S area of special coupling	Inside diameter of coupling	Outside diameter of special coupling	Coupling length	Drift diameter	Length makeup loss
					Regular	Special								
in	lb/ft	mm	kg/m	kg	kg	kg	mm ²	mm ²	mm ²	mm	mm	mm	mm	mm
6 5/8	1996	732	2906	1,08	11,18	6,02	3702	3082	153,6	187,71	177,8	233	150,46	106,4
	24	894	35,13	1,16	11,32	6,16	4475	3082	150,4	187,71	177,8	233	147,22	106,4
7	28,02	1059	41,18	1,24	11,44	6,28	5246	3082	147,1	187,71	177,8	233	143,92	106,4
	31,53	1206	46,46	1,3	11,54	6,38	5919	3082	144,2	187,71	177,8	233	140,98	106,4
7 1/8	23,18	805	33,7	0,98	13,88	7,25	4293	3341	161,7	200,03	187,32	243	158,52	111,1
	26,18	919	38,21	1	13,98	7,34	4868	3341	159,4	200,03	187,32	243	156,24	111,1
7 5/8	29,22	1036	42,78	1,04	14,08	7,42	5450	3341	157,1	200,03	187,32	243	153,9	111,1
	32,16	1151	47,2	1,06	14,16	7,52	6013	3341	154,8	200,03	187,32	243	151,6	111,1
7 7/8	34,62	1265	51,52	1,12	14,26	7,6	6563	3341	152,5	200,03	187,32	243	149,32	111,1
	26,2	833	38,08	0,96	15,9	9,6	4851	4740	177	215,9	206,38	252	173,84	115,9
8	29,63	952	43,24	0,96	16,02	9,72	5508	4740	174,6	215,9	206,38	252	171,46	115,9
	33,6	1092	49,22	0,98	16,14	9,84	6270	4740	171,8	215,9	206,38	252	168,66	115,9
8 1/2	38,56	127	56,68	0,98	16,28	9,98	7221	4740	168,3	215,9	206,38	252	165,1	115,9
	42,85	1427	63,14	1,1	16,42	12,12	8043	4740	165,1	215,9	206,38	252	161,96	115,9
9	35,81	894	51,93	-	-	-	6615	6027	226,6	269,88	257,18	258	222,63	119,1
	39,83	1003	57,99	-	-	-	7388	6027	224,4	269,88	257,18	258	220,45	119,1
9 5/8	43,57	1105	63,61	-	-	-	8103	6027	222,4	269,88	257,18	258	218,41	119,1
	46,97	1199	68,75	-	-	-	8757	6027	220,5	269,88	257,18	258	216,53	119,1
10	53,6	13,84	78,72	-	-	-	10028	6027	216,8	269,88	257,18	258	212,83	119,1

We draw your attention to the fact that technical characteristics are for reference only, and any person who uses this information should check its relevance, by contacting the technical department: techsales@tmk-group.com

Nominal pipe diameter	Pipe specific weight	Pipe wall thickness	Weight of plain-end pipes	Removed metal weight (both ends)	Coupling weight		Pipe cross-section area	Critical C/S area of coupling	Critical C/S area of special coupling	Inside diameter of coupling	Outside diameter of coupling	Outside diameter of special coupling	Coupling length	Drift diameter	Length makeup loss
					Regular	Special									
in	mm	mm	kg/m	kg	kg	kg	mm ²	mm ²	mm ²	mm	mm	mm	mm	mm	mm
	3991	8,89	5791	1,46	25,68	14,01	7378	7378	6770	255,3	298,45	298,45	258	241,3	119,1
10 3/4	273,05	10,16	6587	1,46	25,84	14,17	8391	8391	6770	252,7	298,45	298,45	258	248,76	119,1
	50,43	11,43	73,75	1,48	26	14,33	9394	9394	6770	250,2	298,45	298,45	258	246,22	119,1
	45,72	8,5	66,1	1,74	32,07	-	8421	8421	-	306,9	351	-	258	302,88	119,1
	50,73	9,5	73,65	1,75	32,14	-	9382	9382	-	304,9	351	-	258	300,88	119,1
12 3/4	323,85	11	84,87	1,75	32,36	-	10811	10811	-	301,9	351	-	258	297,88	119,1
	65,07	12,4	95,24	1,75	32,56	-	12133	12133	-	299,1	351	-	258	295,08	119,1
	53,96	9,65	78,55	9,65	1,82	31,78	10007	10007	-	320,4	365,12	-	258	316,45	119,1
13 3/8	339,72	10,92	88,55	10,92	1,82	31,98	11280	11280	-	317,9	365,12	-	258	313,91	119,1
	67,19	12,19	98,46	12,19	1,84	32,18	12543	12543	-	315,3	365,12	-	258	311,37	119,1

We draw your attention to the fact that technical characteristics are for reference only, and any person who uses this information should check its relevance, by contacting the technical department: techsales@tmk-group.com

Strength characteristics of pipes with TMK UP CWB II threaded connection

Nominal pipe diameter	Pipe specific weight	Pipe wall thickness	Yield Strength in Tension, kN												Minimum Internal Yield Pressure, MPa												Collapse Pressure, MPa											
			Minimum yield strength MPa/ksi												Minimum yield strength MPa/ksi												Minimum yield strength MPa/ksi											
			379	552	621	758	862	931	966	1035	1035	966	862	931	966	1035	1035	966	862	931	966	1035	1035	966	862	931	966	1035										
in	lb/ft	mm	55	80	90	95	110	125	135	140	150	150	150	150	150	150	150	150	150	150	150	150	150	150	150	150												
4 1/2	11.51	6.35	816	1189	1337	1411	1632	1856	2005	2080	2377	36.8	53.7	60.4	63.7	73.7	83.8	90.5	93.9	100.6	34.2	43.8	47	48.4	52.3	55.2	56.7	57.3	58.1									
	12.39	6.88	880	1282	1442	1521	1760	2001	2162	2243	2563	39.9	58.1	65	69	79.8	90.8	98.1	101.8	109	39.5	51.7	56	58	63.5	68.2	70.8	72	74.1									
5	13.19	7.37	938	1367	1537	1622	1877	2134	2305	2392	2733	42.8	62.3	70	73.9	85.5	97.3	105.1	109	116.8	44.3	59	64.2	66.7	73.8	80.1	83.9	85.7	88.9									
	15.11	8.56	1078	1570	1766	1863	2155	2451	2647	2747	3139	49.7	72.3	81	85.8	99.3	113	122	126.6	135.6	52.6	76.5	84.3	88.1	98.9	109.2	115.7	118.9	124.9									
5	13.2	6.43	923	1344	1512	1595	1846	2099	2268	2353	2521	33.6	48.9	55	58	67.2	76.4	82.5	85.6	91.7	28.6	35.5	37.5	38.4	40.3	41.7	43.2	43.9	45									
	15.22	7.52	1070	1558	1753	1849	2140	2433	2628	2727	3116	39.3	57.2	64	67.9	78.5	89.3	96.5	100.1	107.2	38.4	50	54.1	56	61.1	65.4	67.8	68.9	70.7									
5 1/2	18.25	9.19	1289	1878	2112	2228	2578	2932	3167	3286	3755	48	69.9	79	82.9	96	109.2	117.9	122.3	131.1	50.9	72.3	79.4	82.9	92.8	102.2	108	110.8	116.2									
	21.59	11.1	1255	1828	-	2169	2510	2854	3082	3198	3427	58	84.4	-	100.2	115.9	131.8	142.4	147.8	158.3	60.5	88.1	-	104.5	120.9	137.5	148.5	154.1	165.1									
5 1/2	23.36	12.14	1255	1828	2056	2169	2510	2854	3082	3198	3427	63.4	92.3	103.9	109.6	126.8	144.2	155.7	161.6	173.1	65.5	95.4	107.4	113.3	131.1	149	161	167	179									
	24.3	12.7	1255	1828	2056	2169	2510	2854	3082	3198	3427	66.3	96.6	108.7	114.6	132.7	150.9	162.9	169.1	181.1	68.2	99.4	111.8	117.9	136.4	155.2	167.6	173.9	186.3									
5 1/2	15.73	6.98	1103	1607	1807	1906	2206	2509	2710	2811	3012	33.1	48.3	54.3	57.3	66.3	75.4	81.4	84.5	90.5	27.8	34.4	36.2	37	38.8	40.5	41.9	42.5	43.5									
	17.25	7.72	1213	1767	1988	2097	2426	2759	2980	3092	3201	36.7	53.4	60.1	63.3	73.3	83.4	90	93.4	100.1	33.8	43.3	46.4	47.9	51.5	54.4	55.8	56.3	57.1									
5 1/2	20.17	9.17	1352	1970	2216	2337	2705	3076	3322	3447	3693	43.5	63.4	71.3	75.2	87.1	99	106.9	111	118.9	45.6	60.4	66.5	69.1	76.6	83.4	87.5	89.4	92.9									
	22.86	10.54	1352	1970	2216	2337	2705	3076	3322	3447	3693	50	72.9	82	86.5	100.1	113.8	122.9	127.5	136.7	52.9	77	85.4	89.2	100.3	110.8	117.4	120.6	126.8									

We draw your attention to the fact that technical characteristics are for reference only, and any person who uses this information should check its relevance, by contacting the technical department: techsales@tmk-group.com

Strenght characteristics of pipes with TMK UP CWB II threaded connection

TMK UP CWB II

Nominal pipe diameter	Pipe specific weight	Pipe wall thickness	Yield Strength in Tension, kN										Minimum Internal Yield Pressure, MPa										Collapse Pressure, MPa									
			Minimum yield strength MPa/kpsi										Minimum yield strength MPa/kpsi										Minimum yield strength MPa/kpsi									
in	lb/ft	mm	379	552	621	655	758	862	931	966	1035	379	552	621	655	758	862	931	966	1035	379	552	621	655	758	862	931	966	1035			
			55	80	90	95	110	125	135	140	150	150	55	80	90	95	110	125	135	140	150	55	80	90	95	110	125	135	140	150		
5 3/4	16.52	7	1159	1688	1899	2003	2318	2636	2847	2954	3165	318	463	521	549	636	723	781	81	868	255	309	323	328	348	368	379	383	389			
			1803	1268	1847	2078	2192	2537	2885	3116	3233	3464	35	509	573	604	699	795	859	891	955	31	39	415	427	454	473	48	482	497		
6 5/8	19.73	8.5	1392	2028	2281	2406	2784	3166	3420	3548	3802	386	562	632	667	586	878	948	984	1054	372	483	521	539	85	626	647	657	672			
			2183	1545	2250	2531	2669	3089	3513	3794	3937	4218	431	628	707	746	863	981	106	110	1178	45	599	653	679	752	817	857	875	909		
7	24.31	10.7	1724	2511	2825	2980	3449	3922	4236	4395	4709	486	708	796	84	972	1105	1194	1239	1327	515	739	812	847	95	1047	1107	1137	1193			
			1996	1168	2043	2299	2424	2806	3191	3446	3576	3831	289	42	473	499	577	656	709	735	788	205	24	255	262	278	288	291	292	293		
7 5/8	28.02	10.59	1696	2470	2779	2931	3392	3858	4166	4323	4632	352	513	577	609	705	801	866	898	962	314	397	423	435	464	484	493	495	506			
			2802	1988	2896	3258	3436	3977	4522	4884	5068	5430	417	608	684	721	835	949	1025	1064	114	426	563	612	636	701	758	792	808	836		
7	31.53	12.06	2243	3267	3676	3877	4486	5102	5510	5718	6126	475	692	779	821	951	1081	1168	1212	1298	505	711	781	815	912	1002	1059	1086	1138			
			2318	805	1627	2370	2666	2812	3254	3701	3997	4147	4443	30	437	492	519	601	683	738	765	82	225	264	278	286	306	32	326	328	33	
7	26.18	9.19	1845	2687	3023	3189	3690	4196	4532	4702	5038	343	499	562	592	686	78	842	874	936	298	373	396	405	429	444	453	461	474			
			2922	1036	2065	3008	3384	3570	4131	4698	5074	5264	5640	386	563	633	668	773	879	949	985	1055	372	484	522	54	588	628	649	659	675	
7 5/8	32.16	11.51	2279	3319	3734	3939	4558	5183	5598	5809	6223	429	625	704	742	859	977	1055	1094	1173	446	594	647	672	744	808	847	865	898			
			3462	1265	2687	3623	4076	4299	4975	5658	6110	6340	6793	472	687	773	816	944	987	1159	1203	1289	501	703	771	804	898	794	1042	1069	112	
7 5/8	29.63	9.52	1838	2677	3012	3177	3677	4181	4516	4686	5020	285	415	467	493	571	649	701	727	779	20	235	249	256	27	279	281	282	283			
			2963	1092	2376	3461	3894	4107	4753	5405	5837	6057	6489	374	545	613	646	748	851	919	953	1021	351	452	486	502	543	575	592	599	61	
7 5/8	38.56	12.7	2737	3986	4484	4730	5473	6224	6723	6975	7474	435	633	713	752	87	989	1068	1108	1188	456	608	663	69	764	832	873	892	927			
			4285	1427	2993	4359	4904	5173	5986	6808	7353	7629	8174	489	712	801	845	977	1111	120	1246	1354	518	746	82	856	96	1058	112	115	1207	

Strength characteristics of pipes with TMK UP CWB II threaded connection

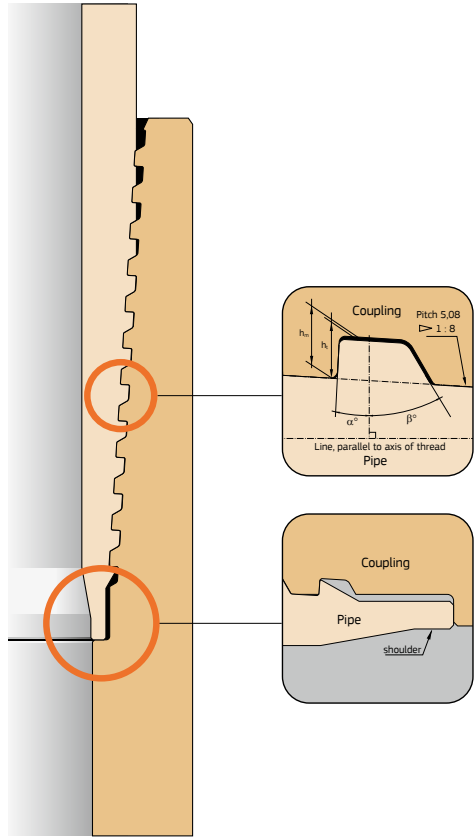
Nominal pipe diameter	Pipe specific weight	Pipe wall thickness	Yield Strength in Tension, kN										Minimum Internal Yield Pressure, MPa										Collapse Pressure, MPa									
			Minimum yield strength MPa/ksi										Minimum yield strength MPa/ksi										Minimum yield strength MPa/ksi									
in	lb/ft	mm	379	552	621	655	758	862	931	966	1035	379	552	621	655	758	862	931	966	1035	379	552	621	655	758	862	931	966	1035			
			55	80	90	95	110	125	135	140	150	150	55	80	90	95	110	125	135	140	150	55	80	90	95	110	125	135	140	150		
9 5/8	244.48	35.81	2507	3652	4108	4333	5034	5702	6159	6390	6847	24.3	35.3	39.7	41.9	48.5	55.2	59.6	61.8	66.2	34	16.4	16.8	17	171	172	173	173	174			
			2800	4078	4588	4839	5600	6368	6878	7136	7646	7136	7646	272	39.6	44.6	47	54.4	61.9	66.8	69.4	74.3	177	21.3	22.4	22.9	239	24.3	24.4	24.4	24.5	
10 3/4	273.05	43.57	3071	4473	5032	5308	6142	6985	7544	7828	8387	30	43.7	49.1	51.8	60	68.2	73.6	76.4	81.9	22.4	26.3	27.7	28.5	30.5	31.9	32.5	32.6	32.7			
			4697	11.99	3319	4834	5438	5736	6638	7549	8153	8460	9064	32.5	47.4	53.3	56.2	65.1	74	79.9	82.9	88.8	26.8	32.8	34.5	35.1	36.5	38.9	40.1	40.6	41.4	
12 3/4	323.85	53.6	3801	5536	6227	6568	7601	8644	9336	9687	10379	37.5	54.7	61.5	64.9	75.1	85.4	92.2	95.7	102.5	35.4	45.6	49.1	50.6	54.8	58.1	59.9	60.6	61.8			
			3991	8.89	2796	4072	4582	4832	5592	6360	6869	7127	7636	21.6	31.5	35.4	37.3	43.2	49.1	53	55	59	10.9	11.9	11.9	12	12.1	12.2	12.3	12.4	12.5	
13 3/8	339.72	45.2	3180	4632	5211	5496	6360	7233	7812	8106	8685	24.7	35.9	40.4	42.7	49.4	56.1	60.6	62.9	67.4	14.4	17.7	17.7	17.8	17.9	18	17.5	17.6	17.7			
			3560	51.86	5834	6153	7121	8098	8746	9075	9723	27.8	40.4	45.5	48	55.5	63.1	68.2	70.8	75.8	18.7	22.2	23.5	24	25.2	25.8	25.9	26	26.1			
12 3/4	323.85	45.72	3192	4648	5229	5516	6383	7259	7840	8135	8716	17.4	25.4	28.5	30.1	34.8	39.6	42.8	44.4	47.5	8.5	8.6	8.8	8.9	9	9.1	9	9	9			
			3556	51.79	5826	6145	7111	9382	8734	9063	9710	19.5	28.3	31.9	33.6	38.9	44.3	47.8	49.6	53.1	8.5	8.7	8.9	9	9	9	9	9	9.1	9		
13 3/8	339.72	58.18	4097	5968	6714	7081	8195	9319	10065	10444	11190	22.5	32.8	36.9	38.9	45.1	51.2	55.3	57.4	61.5	12	13.5	13.6	13.5	13.5	13.5	13.9	14	14.1			
			4598	66.97	7534	7947	9197	10458	11296	11720	12557	25.4	37	41.6	43.9	50.8	57.8	62.4	64.7	69.4	15.2	18.2	19	19.3	19.6	19.6	19.8	19.9	20			
13 3/8	339.72	60.6	3792	5524	6214	6554	7585	8626	9316	9666	10357	78.8	27.4	30.9	32.6	37.7	42.9	46.3	48	51.4	7.8	7.9	8	8	8.1	8.2	8.3	8.4	8.5			
			4275	62.26	7005	7388	8590	9723	10502	10896	11675	21.3	31.1	34.9	36.8	42.6	48.5	52.4	54.3	58.2	10.6	10.7	10.8	10.8	10.9	11	11.1	11.2	11.3			
12 3/4	323.85	67.19	4754	6924	7789	8216	9508	10812	11678	12117	12982	23.8	34.7	39	41.1	47.6	54.1	58.5	60.7	65	13.4	15.6	16	16.1	16.2	16.3	16.4	16.5	16.6			

We draw your attention to the fact that technical characteristics are for reference only, and any person who uses this information should check its relevance, by contacting the technical department: techsales@tmk-group.com

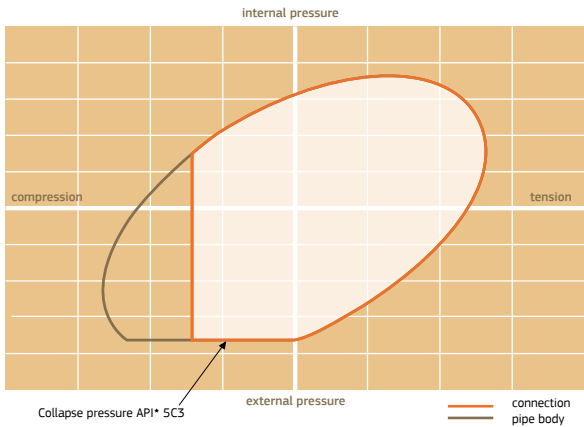
Lite Series

■ Threaded connection
TMK UP MAGNA





**TMK UP MAGNA
Performance Envelope**



TMK UP MAGNA for Casing

TMK UP MAGNA – quick-assembly connection for large diameter pipes is used for conductor and technical strings in oil and gas wells. The modified taper and increased thread pitch provide an easy fit and quick assembly of the connection, achieving a significant effect in reducing the make-up time of the connection in comparison with Buttress thread. Leak tightness is attained due to thread compound.

Range: 8-5/8"–20" / 219,08 mm–508 mm

Unique Feature:

- 60%** compression efficiency
- 100%** tension efficiency
- Box-to-pin shoulder
- Sealability through thread compound
- Fast make-up
- Deep and easy stabbing
- Over-torque protection during make-up
- Reduces cross threading and prevents thread jump out
- Robust galling resistance
- Prevention from coupling's internal surface erosion

Application:

- Large diameter vertical sections
- Low GOR wells
- Offshore wells
- Deviated wells
- RIH with rotation

170 Geometrical parameters of pipes with threaded connection TMK UP MAGNA

Geometrical parameters of pipes with threaded connection TMK UP MAGNA

TMK UP MAGNA

Nominal pipe diameter	Pipe specific weight	Pipe wall thickness	Weight of plain-end pipes	Removed metal weight (both ends)	Coupling weight		Pipe cross-section area	Critical C/S area of coupling	Critical C/S area of special coupling	Inside diameter of coupling	Outside diameter of special coupling	Outside diameter of special coupling	Coupling length	Drift diameter	Length makeup loss
					Regular	Special									
in	lb/ft	mm	kg/m	kg	kg	kg	mm ²	mm ²	mm ²	mm	mm	mm	mm	mm	mm
8 5/8	219,08	10,16	52,35	2,55	24,65	14,21	6 668	10976	6225	202,40	244,48	231,78	280,00	194,79	11780
		11,43	58,83	2,64	24,78	14,34	7 456	10976	6225	201,20	244,48	231,78	280,00	192,25	11780
		12,70	64,64	2,75	24,89	14,45	8 234	10976	6225	200,20	244,48	231,78	280,00	189,71	11780
		32,30	7,92	46,20	2,82	27,41	15,86	5 886	12184	227,60	269,88	257,18	280,00	224,67	11780
9 5/8	244,48	10,03	57,99	2,82	27,41	15,86	7 388	12184	6926	227,60	269,88	257,18	280,00	220,45	11780
		11,05	63,61	2,91	27,49	15,93	8 103	12184	6926	227,00	269,88	257,18	280,00	218,41	11780
		11,99	68,75	2,98	27,61	16,05	8 757	12184	6926	226,00	269,88	257,18	280,00	216,53	11780
		53,50	13,84	78,72	3,24	27,73	16,18	10 028	12184	225,00	269,88	257,18	280,00	212,83	11780
9 7/8	250,83	15,11	85,47	3,42	27,86	16,30	10 888	12184	6926	224,00	269,88	257,18	280,00	210,29	11780
		15,88	92,01	3,36	28,71	-	11 721	12395	-	227,50	276,00	-	280,00	215,10	11780
		16,79	96,91	3,45	28,83	-	12 345	12395	-	226,50	276,00	-	280,00	213,28	11780
		18,29	104,89	3,71	28,95	-	13 362	12395	-	225,50	276,00	-	280,00	210,28	11780
10 3/4	273,05	10,16	65,87	3,2	30,48	17,67	8 391	13560	7733	256,40	298,45	285,75	280,00	248,76	11780
		11,43	73,75	3,32	30,62	17,81	9 394	13560	7733	255,40	298,45	285,75	280,00	246,22	11780
		12,57	80,75	3,47	30,73	17,92	10 286	13560	7733	254,60	298,45	285,75	280,00	243,94	11780
		13,84	88,47	3,65	30,87	18,06	11 270	13560	7733	253,60	298,45	285,75	280,00	241,40	11780
12 3/4	323,85	15,11	96,12	3,85	31,01	18,20	12 244	13560	7733	252,60	298,45	285,75	280,00	238,86	11780
		8,50	66,10	3,87	38,08	-	8 421	16955	-	306,20	351,00	-	280,00	302,88	11900
		11,00	84,87	3,87	38,08	-	10 811	16955	-	306,20	351,00	-	280,00	297,88	11900
		12,40	95,24	4,07	38,24	-	12 133	16955	-	305,20	351,00	-	280,00	295,08	11900
	72,87	14,00	106,98	4,33	38,43	-	13 628	16955	-	304,00	351,00	-	280,00	291,88	11900

We draw your attention to the fact that technical characteristics are for reference only, and any person who uses this information should check its relevance, by contacting the technical department: techsales@tmk-group.com

Geometrical parameters of pipes with threaded connection TMK UP MAGNA

Nominal pipe diameter	Pipe specific weight	Pipe wall thickness	Weight of plain-end pipes	Removed metal weight (both ends)	Coupling weight		Pipe cross-section area	Critical C/S area of coupling	Critical C/S area of special coupling	Inside diameter of coupling	Outside diameter of coupling	Outside diameter of special coupling	Coupling length	Drift diameter	Length makeup loss
					Regular	Special									
in	lb/ft	mm	kg/m	kg	kg	kg	mm ²	mm ²	mm ²	mm	mm	mm	mm	mm	mm
13 3/8	339,72	10,92	88,55	4,06	3,771	-	11 280	16,761	-	322,00	365,12	-	280,00	313,91	119,00
		12,19	98,46	4,23	3,788	-	12 543	16,761	-	321,00	365,12	-	280,00	311,37	119,00
		13,06	105,21	4,38	3,798	-	13 403	16,761	-	320,40	365,12	-	280,00	309,63	119,00
14	355,6	14,27	120,12	6,42	4,77	-	15 302	19,345	-	332,00	381,00	-	300,00	322,30	119,80
		16,66	139,26	7,87	4,81	-	17 740	19,345	-	330,40	381,00	-	300,00	317,52	119,80
16	406,4	11,13	108,49	5,57	5,988	-	13 821	21,168	-	386,30	431,80	-	300,00	379,38	108,60
		12,57	122,09	6,93	5,278	-	15 552	22,045	-	383,80	431,80	-	300,00	376,50	119,80
		16,66	160,13	7,69	5,352	-	20 399	22,045	-	381,20	431,80	-	300,00	368,32	119,80
16 7/9	426	10,00	102,59	5,68	5,477	-	13 069	21,890	-	405,90	451,00	-	300,00	401,24	108,60
		11,00	112,58	5,81	5,477	-	14 341	21,890	-	405,90	451,00	-	300,00	399,24	108,60
		12,00	122,52	5,9	5,523	-	15 607	21,890	-	404,80	451,00	-	300,00	397,24	108,60
18 5/8	473,08	11,05	125,91	6,49	7,883	-	16 039	32,091	-	453,00	508,00	-	300,00	446,22	108,60
		12,32	140,63	6,66	7,927	-	17 833	32,091	-	452,00	508,00	-	300,00	443,68	108,60
20	508	11,13	136,38	6,97	6,566	-	17 374	26,343	-	487,70	533,40	-	300,00	480,98	110,20
		12,70	155,13	8,72	6,55	-	19 762	27,418	-	485,00	533,40	-	300,00	477,84	121,40
		16,13	195,66	9,48	6,625	-	24 925	27,418	-	482,80	533,40	-	300,00	470,98	121,40

We draw your attention to the fact that technical characteristics are for reference only, and any person who uses this information should check its relevance, by contacting the technical department: techsales@tmk-group.com

TMK UP MAGNA

Nominal pipe diameter	Pipe specific weight	Pipe wall thickness	Yield Strength in Tension, kN										Minimum Internal Yield Pressure, MPa										Collapse Pressure, MPa									
			Minimum yield strength MPa/ksi										Minimum yield strength MPa/ksi										Minimum yield strength MPa/ksi									
in	379	552	621	655	758	862	931	966	1035	379	552	621	655	758	862	931	966	1035	379	552	621	655	758	862	931	966	1035					
	55	80	90	95	110	125	135	140	150	55	80	90	95	110	125	135	140	150	55	80	90	95	110	125	135	140	150					
8 5/8	36,00	2527	3681	4141	4368	5055	5748	6208	6435	6902	308	448	504	532	615	700	756	783	840	238	283	293	300	323	340	347	350	353				
	40,00	2826	4116	4630	4884	5652	6427	7195	7727	34,6	50,4	56,7	59,8	69,2	78,7	85,0	88,1	90,4	38,1	40,5	41,5	44,1	45,7	46,2	47,0	48,4	48,4					
9 5/8	44,00	1270	3121	4515	5113	5393	6242	7098	7666	7946	8522	38,4	56,0	63,0	66,4	71,9	81,4	94,4	73,0	105,0	36,9	47,9	51,7	53,4	58,1	61,9	63,9	64,8	66,3			
	32,30	2231	3249	3655	3855	4462	5074	5480	5680	6092	21,5	31,3	35,2	37,1	43,0	48,9	52,8	54,7	58,7	10,8	11,8	11,9	12,0	12,1	12,2	12,3	12,4	12,5	12,5			
10 3/4	40,00	10,03	2800	4078	4588	4839	5600	6368	6878	7129	7646	27,2	39,6	44,6	47,0	54,4	61,9	66,8	69,3	74,3	17,7	21,3	22,4	22,9	23,9	24,3	24,4	24,5	24,5			
	43,50	11,05	3071	4473	5032	5308	6142	6985	7544	7820	8387	30,0	43,7	49,1	51,8	60,0	68,2	73,6	76,3	81,9	22,4	26,3	27,7	28,5	30,5	31,9	32,5	32,6	32,7			
9 7/8	47,00	11,99	3319	4834	5438	5736	6638	7549	8153	8451	9064	32,5	47,4	53,3	56,2	65,1	74,0	79,9	82,8	88,8	26,8	32,8	34,5	35,1	36,5	38,9	40,1	40,6	41,4			
	53,50	13,84	3801	5536	6227	6568	7601	8644	9336	9677	10379	37,5	54,7	61,5	64,9	75,1	85,4	92,2	95,6	102,5	35,4	45,6	49,1	50,6	54,8	58,1	59,9	60,6	61,8			
10 3/4	58,40	15,11	4127	6010	6761	7132	8253	9386	10137	10507	11269	41,0	59,7	67,2	70,8	82,0	93,2	100,7	104,4	111,9	41,3	54,5	59,1	61,3	67,3	72,7	75,8	77,2	79,7			
	62,80	15,88	4442	6470	7279	7677	8885	10104	10913	11311	12132	42,0	61,2	68,8	72,6	84,0	95,5	103,1	106,9	114,7	43,0	57,0	62,0	64,3	70,9	76,9	80,3	82,0	84,9			
12 3/4	66,40	16,79	4679	6814	7666	8086	9358	10641	11493	11933	12777	44,4	64,7	72,7	76,7	88,8	101,0	109,1	113,0	121,2	47,1	63,1	69,0	71,7	79,7	87,0	91,4	93,5	97,4			
	72,10	18,29	4698	6842	7697	8119	9395	10684	11540	11961	12829	48,4	70,4	79,2	83,6	96,7	110,0	118,8	123,1	132,1	51,2	73,3	80,5	84,0	94,1	103,7	109,7	112,6	118,1			
12 3/4	45,50	10,16	3180	4632	5211	5496	6360	7233	7812	8097	8685	34,7	35,9	40,4	42,7	49,4	56,1	60,6	62,8	67,4	14,4	17,1	17,7	17,8	17,9	18,0	17,5	17,6	17,7			
	51,00	11,43	3560	5186	5834	6153	7121	8098	8746	9066	9723	27,8	40,4	45,5	48,0	55,5	63,1	68,2	70,7	75,8	18,7	22,2	23,5	24,0	25,2	25,8	25,9	26,0	26,1			
12 3/4	55,50	12,57	3899	5678	6388	6738	7797	8667	9577	9926	10646	30,5	44,5	50,0	52,8	61,1	69,4	75,0	77,7	83,4	23,4	27,7	28,7	29,6	31,8	34,1	34,4	34,7	34,7			
	60,70	13,84	4271	6221	6999	7382	8543	9715	10493	10876	11665	33,6	49,0	55,1	58,1	67,2	76,5	82,6	85,6	91,8	28,7	35,6	37,6	38,5	40,5	41,9	43,4	44,0	45,1			
12 3/4	65,70	15,11	4641	6759	7604	8020	9281	10555	11399	11816	12673	36,7	53,5	60,1	63,4	73,4	83,5	90,2	93,5	100,2	34,0	43,5	46,6	48,0	51,7	54,6	56,0	56,6	57,4			
	45,91	8,50	3192	4648	5229	5516	6383	7259	7840	8126	8716	17,4	25,4	28,5	30,1	34,8	39,6	42,8	44,3	47,5	6,2	6,3	6,4	6,5	6,6	6,7	6,8	6,9	7,0			
12 3/4	58,78	11,00	4097	5968	6714	7081	8195	9319	10065	10433	11190	22,5	32,8	36,9	38,9	45,1	51,2	55,3	57,4	61,5	12,0	13,5	13,6	13,7	13,8	13,9	14,0	14,1	14,1			
	65,13	12,40	4598	6697	7534	7947	9197	10458	11296	11708	12557	25,4	37,0	41,6	43,9	50,8	57,8	62,4	64,7	69,4	15,2	18,2	19,0	19,3	19,6	19,7	19,8	19,9	20,0			
12 3/4	72,87	14,00	5165	7523	8463	8926	10330	11747	12688	13151	14105	28,7	41,8	47,0	49,6	57,3	65,2	70,4	73,0	78,3	20,2	23,7	25,2	25,8	27,4	28,3	28,5	28,6	28,7			

We draw your attention to the fact that technical characteristics are for reference only, and any person who uses this information should check its relevance, by contacting the technical department: techsales@tmk-group.com

Strength characteristics of pipes with TMK UP MAGNA threaded connection

Nominal pipe diameter	Pipe specific weight	Pipe wall thickness	Yield Strength in Tension, kN												Minimum Internal Yield Pressure, MPa												Collapse Pressure, MPa											
			Minimum yield strength MPa/ksi												Minimum yield strength MPa/ksi												Minimum yield strength MPa/ksi											
			379	552	621	655	758	862	931	966	1035	1035	379	552	621	655	758	862	931	966	1035	1035	379	552	621	655	758	862	931	966	1035	1035						
in	mm	mm	55	80	90	95	110	125	135	140	150	150	150	150	150	150	150	150	150	150	55	80	90	95	110	125	135	140	150	150								
13 3/8	339.72		61.00	10.92	4275	6226	7005	7388	8550	9723	10502	10885	11675	21.3	31.1	34.9	36.8	42.6	48.5	52.4	54.3	58.2	10.6	10.7	10.8	10.8	10.9	11.0	11.1	11.2	11.3							
			72.00	13.06	4754	6924	7789	8216	9508	10812	11678	12104	12982	23.8	34.7	39.0	41.1	47.6	54.1	58.5	60.6	65.0	13.4	15.6	16.0	16.1	16.2	16.3	16.4	16.5	16.6							
14	355.6		82.50	14.27	5799	8447	9503	10023	11599	13190	14246	14766	15838	26.6	38.8	43.6	46.0	53.2	60.5	65.4	69.8	72.7	16.7	16.7	20.3	21.3	21.7	22.5	22.7	22.8	22.9	23.0						
			94.80	16.66	6723	9792	11016	11620	13447	15292	16516	17119	18361	31.1	45.3	50.9	53.7	62.1	70.7	76.3	79.1	84.9	24.3	29.1	30.2	30.6	33.0	34.9	35.7	36.1	36.5							
16	406.4		75.00	11.13	5238	7629	8583	9053	10476	11914	12867	13337	14305	18.2	26.5	29.8	31.4	36.3	41.3	44.6	46.2	49.6	7.0	7.0	7.1	7.2	7.3	7.4	7.5	7.6	7.7							
			84.00	12.57	5894	8585	9658	10187	11789	13406	14479	15008	16097	20.5	29.9	33.6	35.5	41.0	46.7	50.4	52.2	56.0	9.7	9.8	9.9	10.0	10.1	10.2	10.3	10.4	10.5							
			109.00	16.66	7731	11260	12668	13361	13334	17584	18991	19685	21113	27.2	39.6	44.6	47.0	46.6	61.8	66.8	69.2	74.3	17.7	21.2	22.4	22.9	15.0	24.2	24.3	24.4	24.5							
16 7/9	426		72.94	10.00	4953	7214	8116	8560	9906	11265	12167	12612	13526	15.6	22.7	25.5	26.9	31.1	35.4	38.2	39.6	42.5	4.5	4.6	4.7	4.8	4.9	5.0	5.0	5.1	5.1							
			79.63	11.00	5435	7916	8906	9394	10871	12362	13352	13839	14843	17.1	24.9	28.1	29.6	34.3	39.0	42.1	43.6	46.8	5.9	6.0	6.1	6.1	6.2	6.3	6.4	6.4	6.5							
			86.29	12.00	5915	8615	9692	10223	11830	13454	14531	15061	16154	18.7	27.2	30.6	32.3	37.4	42.5	45.9	47.6	51.0	7.6	7.7	7.8	7.8	7.9	8.0	8.1	8.1	8.2							
18 5/8	473.08		87.50	11.05	6079	8854	9960	10506	12158	13826	14932	15478	16601	15.5	22.6	25.4	26.8	31.0	35.2	38.1	39.4	42.3	4.4	4.5	4.6	4.6	4.7	4.8	4.9	4.9	5.0							
			96.50	12.32	6759	9844	11075	11681	13518	15372	16603	17209	18458	17.3	25.2	28.3	29.9	34.5	39.3	42.4	44.0	47.2	6.0	6.1	6.2	6.2	6.3	6.4	6.5	6.5	6.6							
			94.00	11.13	6585	9590	10789	11380	13169	14976	16175	16765	17982	14.5	21.2	23.8	25.1	29.1	33.1	35.7	37.0	39.7	3.8	3.9	4.0	4.0	4.1	4.2	4.3	4.3	4.4							
20	508		106.50	12.70	7490	10908	12272	12944	14979	17034	18398	19070	20453	16.6	24.2	27.2	28.7	33.2	37.7	40.7	42.2	45.3	5.3	5.4	5.5	5.5	5.6	5.7	5.8	5.8	5.9							
			133.00	16.13	9447	13759	15478	16326	18893	21485	23205	24053	25797	21.1	30.7	34.5	36.4	42.1	47.9	51.7	53.6	57.5	10.3	10.4	10.5	10.6	10.7	10.8	10.8	10.9	10.9							

We draw your attention to the fact that technical characteristics are for reference only, and any person who uses this information should check its relevance, by contacting the technical department: techsales@tmk-group.com

CONNECTORS SERIES

CONNECTORS Series includes premium welded quick-assembly and threaded connectors. They could be used at offshore and onshore projects.

TMK UP MOLOT



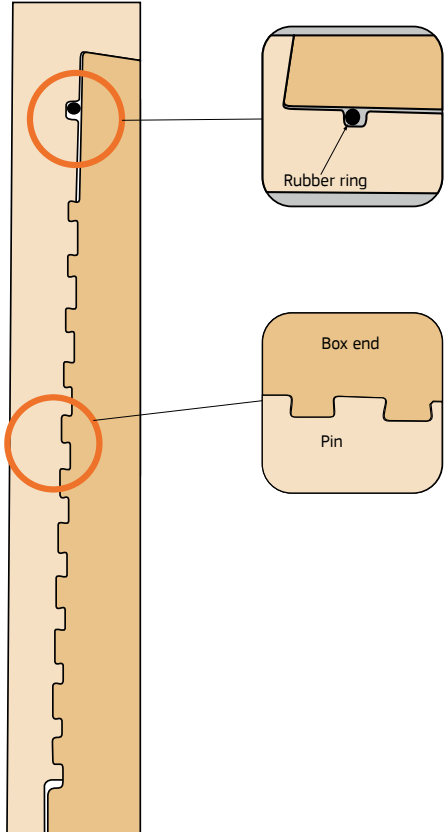
TMK UP KATRAN HD



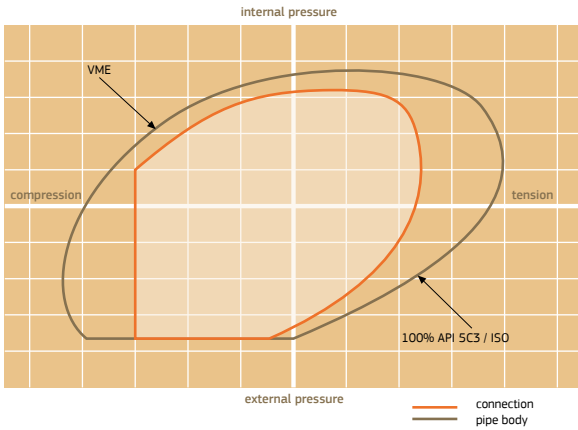
Connectors Series

■ Threaded connection
TMK UP MOLOT





**TMK UP MOLOT
Performance Envelope**



Threaded connector TMK UP MOLOT

Threaded connector used for water separating conductor risers. Supplied with lifting pup joint and crossover of own production. The system is able to withstand shock loads from hydraulic hammer used to RIH of such conductors.

Range:

30"/ 762,00 mm

Unique Feature:

- Dynamic shock tested
- Increased bending capacity
- Reliability and ease of make-up due to large thread pitch
- Breakout resistance without installing special tools
- Tightness due to thrust and rubber seal
- Outer and inner diameters are equal to the pipe body diameter

Application:

- Large diameter vertical sections
- Sections with low GOR
- Offshore wells
- RIH from offshore platforms

Nominal pipe diameter		Pipe specific weight	Pipe wall thickness	Weight of plain-end pipes	Pipe crosssection area	Box ID	Box OD	Drift diameter	Length makeup loss
in	mm	lb/ft	mm	kg/m	mm ²	mm	mm	mm	mm
1	2	3	4	5	6	7	8	9	10
30	762	309,70	25,4	461,33	58778	711,2	762,00	707,23	204,00

Strenght characteristics of pipes with TMK UP MOLOT threaded connection

Nominal pipe diameter	Pipe wall thickness	Pipe specific weight	Yield Strength in Tension, kN		Minimum Internal Yield Pressure, MPa		Collapse Pressure, MPa	
			mm	in	MPa	ksi	MPa	ksi
30	25,4	309,70	10328	10971	24,5	26,0	10,6	10,9
			56	60	56	60	56	60
30	25,4	309,70	390	415	390	415	390	415
			56	60	56	60	56	60
			Minimum yield strength MPa/ksi		Minimum yield strength MPa/ksi		Minimum yield strength MPa/ksi	
			450	450	450	450	450	450
			65	65	65	65	65	65
			11903	11903	28,2	28,2	11,3	11,3

We draw your attention to the fact that technical characteristics are for reference only, and any person who uses this information should check its relevance, by contacting the technical department: techsales@tmk-group.com

Connector Series

■ Quick-assembly connection
TMK UP KATRAN HD



Quick-assembly connection TMK UP KATRAN HD

A quick-assembly connector designed for running conductor pipes into a drilled well with complicated conditions where exceptional resistance to high compressive and torsional loads is required.

Range:

30 x 1" / 762,00 x 25,4 mm

20 x 0,625" / 508,00 x 15,9 mm

Unique Feature:

































- Under the pipe's own weight make-up without the use of special equipment
- Breakout through pressure bolts
- Liquid tightness due to O-rings
- Teeth on the pipe and grooves on the coupling ensure high torque resistance
- Double the number of engagement elements increase load-bearing capacity
- 100% development and production in Russia

Application:

- Large diameter vertical sections
- Sections with low GOR
- Offshore wells

Reference data

Color coding of steel grades

Steel grade	Pipe type	Color identification				
		Coupling		Pipe	Image	
		Paint of external surface	Ring stripes (special coupling plus one black stripe)	Ring stripes		
Coupling		Pipe				
J55	Tubing	Light green	-	One light green		
J55	Casing	Light green	One white	One light green		
K55	Casing	Light green	One white	Two light green		
R95, C95	Tubing	Brown	-	One brown		
N80 1 type	Tubing	Red	-	One red		
N80 Q type	Tubing	Red	One green	One red, one light green		
L80 1 type	Tubing	Red	One brown	One red, one brown		
L80 9Cr type	Tubing	No	Two yellow	One red, one brown, two yellow		
L80 13Cr type	Tubing	No	One yellow	One red, one brown, one yellow		
C90	Tubing	Purple	-	One purple		
T95	Tubing	Silver	-	One silver		
C110	Casing	White	One brown	One white, two brown		
P110	Tubing	White	-	One white		
Q125	Casing	Orange	-	One orange		
TMK140	Casing	Yellow	One brown	One yellow, one brown		
TMK150	Casing	Blue	One red	One blue, one red		

Units of American system USC and international system SI

Value	Units				Ratio
	USC		SI		
	Name	Notation	Name	Notation	
Mass	pounds	pound (lb)	kilogram	kg	1 pound = 0.454 kg 1 kg = 2.205 pound
Mass, length units	pound per feet	pound/foot (lb/ft)	kilograms per one meter	kg/m	1lb/ft = 1.488 kg/m 1 kg/m = 0.672lb/ft
Diameter, wall thickness	inch	inch (in)	millimeter	mm	1 in = 25.4 mm 1 mm = 0.039 in 1 m = 1000 mm 1 ft = 12 in 1 ft = 0.305 m 1 m = 3.279 ft
Length	feet	Foot (ft)	meter	m	
Area	square inch	sq. inch (sq. in.)	square millimeters	mm ²	1 sq. in. = 645.16 mm ² 1 mm ² = 0.00155 sq. in.
Volume	cubic inch	cub. inch. (cub. in.)	cubic centimeters	cm ³	1 cub. in. = 16.387064 cm ³ 1 ft = 1728 cub. in. = 0.028317 dm ³ 1 cm ³ = 0.061024 cub. in. 1 m ³ = 35.31467 cub. ft.
Force	pound-force	pound-force (lb(f))	Newton	N	1lb(f) = 4,448 N 1 N = 0.225lb(f)
Pressure, strain	pound on square inch	pound per square inch (psi)	Pascal	Pa	1 Pa = 1 N/m ² 1 mPa = 106 Pa = 1N/mm ² 1 ksi = 103 psi 1 psi = 0.0069 mPa 1 mPa = 145.03 psi
Force moment	foot-pound force	pound force-foot (ft-lb)	Newton-meter	Nm	1 ft-lb = 1.356 Nm 1 Nm = 0.738 ft-lb 1 kgm = 0.102 Nm

** Results obtained by mathematical modeling and data analysis

★ Effective March 17, 2022, the API Monogram/APIQR Program has ceased offering certification services within the Russian Federation in response to restrictions on financial and business activities imposed by the U.S. and Russian governments. As a result, now all TMK facilities are not authorized to apply the API Monogram on their products.

TMK facilities were holding API license continuously for over 25 years. They have vast experience of manufacturing material in accordance with API standards to the clients worldwide. Since 2003, the TMK facilities have produced more than 3 million metric tons of casing, tubing, drilling and linepipes as per API Standards and marked with the API monogram. TMK product's quality and reliability are demonstrated by years of supply and service customers.

However, now the TMK facilities are still permitted to state that their products meet or comply with an API standard or specification provided that they do meet the requirements in the API standard or specification. As previously, the TMK facilities guarantee full compliance with the requirements of the API Standards and the quality of supplied products. To provide additional confidence to our clients, in the summer of 2022 the TMK facilities have been audited by AJA Registrars CIS ltd. and found to be in accordance with requirements API Spec. 5CT, API Spec. 5L, API Spec. 5DP & API Spec. Q1.

During a manufacturing of customer orders a third part inspection can be involved to re-assure that all material is produced in strict accordance with API Standards and customer specifications. A utilization of third part testing laboratories can be provided as well.

TMK

101000, Moscow, Pokrovka St 40, Bldg. 2A

Tel.: +7 (495) 775-76-00

Fax: +7 (495) 775-76-01

tmk@tmk-group.com

www.tmk-group.com